




 Março/2024



<p>Patrimônio</p> <p>R\$ 621.836.078,53</p>	<p>Rentabilidade</p> <table border="1"> <tr> <th>Mês</th> <th>Acum.</th> </tr> <tr> <td>0,69%</td> <td>1,93%</td> </tr> </table>	Mês	Acum.	0,69%	1,93%	<p>Meta</p> <table border="1"> <tr> <th>Mês</th> <th>Acum.</th> </tr> <tr> <td>0,58%</td> <td>2,69%</td> </tr> </table>	Mês	Acum.	0,58%	2,69%	<p>Gap</p> <table border="1"> <tr> <th>Mês</th> <th>Acum.</th> </tr> <tr> <td>0,11p.p.</td> <td>-0,76p.p.</td> </tr> </table>	Mês	Acum.	0,11p.p.	-0,76p.p.	<p>VaR</p> <p>0,84%</p>
Mês	Acum.															
0,69%	1,93%															
Mês	Acum.															
0,58%	2,69%															
Mês	Acum.															
0,11p.p.	-0,76p.p.															

Evolução do Patrimônio







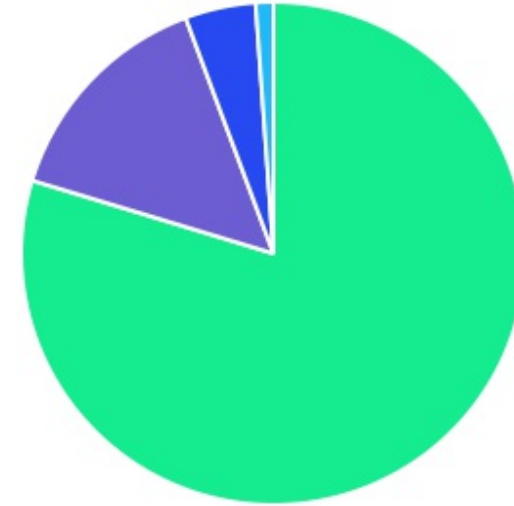
Comparativo (Rentabilidades | Metas)



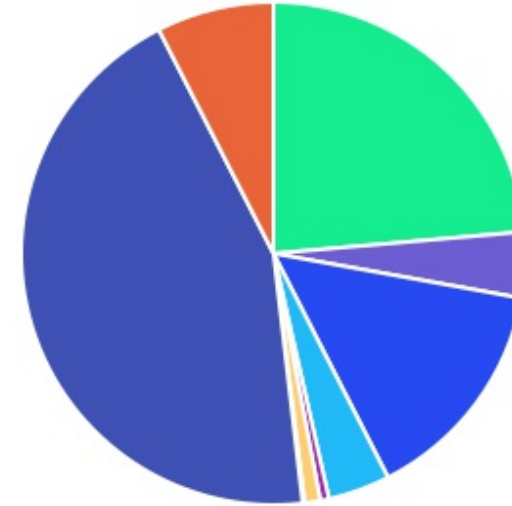
ATIVO	SALDO	CARTEIRA(%)	RESG.	4.963	RETORNO (R\$)	(%)
BB TP IPCA FI RF PREVID	R\$ 9.732.913,93	1.58%	D+0	7, I "b"	R\$ 78.549,04	0,81%
BB TP IPCA VI FI RF...	R\$ 10.489.843,54	1.70%	D+0	7, I "b"	R\$ 94.612,74	0,91%
BB IMA-B TP FI RF	R\$ 43.184.791,68	7.01%	D+1	7, I "b"	R\$ 25.728,32	0,06%
CAIXA BRASIL IRF-M TP FI RF...	R\$ 70.238.576,90	11.40%	D+0	7, I "b"	R\$ 349.507,86	0,50%
BRB BRASÍLIA AUTOMÁTICO FI RENDA FIXA...	R\$ 11.917.845,97	1.93%	0	7, I "b"	R\$ 68.449,35	0,35%
BB FLUXO FIC RF PREVID	R\$ 6.223.004,56	1.01%	D+0	7, III "a"	R\$ 49.847,11	0,59%
ITAÚ INSTITUCIONAL GLOBAL...	R\$ 5.063.378,51	0.82%	D+1	7, III "a"	R\$ 31.938,77	0,63%
CAIXA BRASIL DISPONIBILIDADES...	R\$ 24,48	0.00%	D+0	7, III "a"	R\$ 0,18	0,75%
BB PERFIL FIC RF REF DI...	R\$ 14.779.154,42	2.40%	D+0	7, III "a"	R\$ 124.971,55	0,85%
ALASKA BLACK INSTITUCIONAL...	R\$ 7.713.184,10	1.25%	D+32	8, I	R\$ -299.791,74	-3,74%
INDIE FIC AÇÕES	R\$ 14.430.149,67	2.34%	D+32	8, I	R\$ 261.322,07	1,84%
NAVI INSTITUCIONAL FIC...	R\$ 12.423.266,58	2.02%	D+32	8, I	R\$ -119.302,86	-0,95%
CONSTÂNCIA FUNDAMENTO FI AÇÕES	R\$ 5.111.239,59	0.83%	D+15	8, I	R\$ 53.371,09	1,06%
ITAÚ DUNAMIS FIC AÇÕES	R\$ 7.827.459,04	1.27%	D+23	8, I	R\$ 75.440,65	0,97%
CAIXA EXPERT VINCI VALOR DIVIDENDOS RPPS...	R\$ 18.649.513,67	3.03%	D+32	8, I	R\$ -190.103,73	-1,01%
4UM SMALL CAPS FI AÇÕES	R\$ 16.538.274,24	2.68%	D+20	8, I	R\$ 459.584,71	2,86%
BB AÇÕES ENERGIA FI AÇÕES	R\$ 2.063.242,78	0.33%	D+3	8, I	R\$ -60.475,77	-2,85%
XP DIVIDENDOS FI AÇÕES	R\$ 5.533.178,53	0.90%	D+3	8, I	R\$ -88.334,42	-1,57%
AXA WF FRAMLINGTON DIGITAL ECONOMY ADVISORY...	R\$ 1.510.333,72	0.25%	D+6	9, II	R\$ -9.847,44	-0,65%
MS GLOBAL OPPORTUNITIES...	R\$ 18.216.230,16	2.96%	D+6	9, II	R\$ 385.696,49	2,16%
CAIXA MULTIGESTOR GLOBAL...	R\$ 1.642.010,14	0.27%	D+12	9, II	R\$ 44.514,53	2,79%
BB NORDEA GLOBAL CLIMATE AND ENVIRONMENT...	R\$ 817.335,63	0.13%	D+5	9, II	R\$ 37.035,09	4,75%

MAG GLOBAL SUSTAINABLE...	R\$ 1.130.376,60	0.18%	D+4	9, II	R\$ 35.560,98	3,25%
J CHINA EQUITY...	R\$ 415.547,96	0.07%	D+6	9, II	R\$ 4.312,87	1,05%
J EMERGING MARKETS...	R\$ 764.056,99	0.12%	D+6	9, II	R\$ 4.360,36	0,57%
CAIXA INSTITUCIONAL BDR...	R\$ 2.709.104,10	0.44%	D+3	9, III	R\$ 91.052,81	3,48%
BB AÇÕES BOLSAS ASIÁTICAS EX JAPÃO...	R\$ 712.753,41	0.12%	D+2	9, III	R\$ 18.026,96	2,59%
CAIXA ALOCAÇÃO MACRO...	R\$ 1.534.648,01	0.25%	D+3	10, I	R\$ 10.490,55	0,69%
BB MULTIMERCADO LP...	R\$ 4.620.195,15	0.75%	D+1	10, I	R\$ 38.454,79	0,84%
FP2 MULTIESTRATÉGIA FIP...	R\$ 829.880,12	0.13%	VR	10, II	R\$ -68,55	-0,01%
TÍTULOS PÚBLICOS	R\$ 273.182.620,62	44,31%	-	7, I "a"	R\$ 2.707.962,48	1,00%
TÍTULOS PRIVADOS	R\$ 46.336.998,46	7,52%	-	7, IV	R\$ 548.370,25	1,20%
<b>Total investimentos</b>	<b>R\$ 616.341.133,26</b>	<b>100.00%</b>			<b>R\$ 4.831.237,09</b>	<b>0,69%</b>
Disponibilidade	R\$ 5.494.945,27	-			-	-
<b>Total patrimônio</b>	<b>R\$ 621.836.078,53</b>	<b>100.00%</b>			<b>-</b>	<b>-</b>

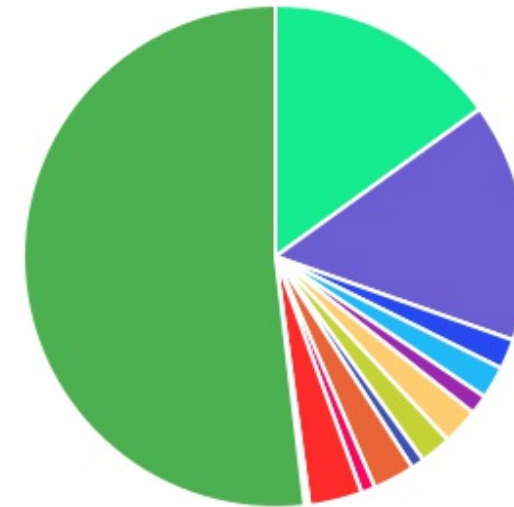
CLASSE	PERCENTUAL	VALOR	LEG.
Renda Fixa	79,69%	R\$ 491.149.153,07	
Renda Variável	14,65%	R\$ 90.289.508,20	
Exterior	4,53%	R\$ 27.917.748,71	
Estruturados	1,13%	R\$ 6.984.723,28	
Total	100,00%	R\$ 616.341.133,26	



ENQUADRAMENTO	PERCENTUAL	VALOR LEG.	
Artigo 7º, Inciso I, Alínea " a "	44,32%	R\$ 273.182.620,62	
Artigo 7º, Inciso I, Alínea " b "	23,62%	R\$ 145.563.972,02	
Artigo 8º, Inciso I	14,65%	R\$ 90.289.508,20	
Artigo 7º, Inciso IV	7,52%	R\$ 46.336.998,46	
Artigo 7º, Inciso III, Alínea " a "	4,23%	R\$ 26.065.561,97	
Artigo 9º, Inciso II	3,97%	R\$ 24.495.891,20	
Artigo 10, Inciso I	1,00%	R\$ 6.154.843,16	
Artigo 9º, Inciso III	0,56%	R\$ 3.421.857,51	
Artigo 10, Inciso II	0,13%	R\$ 829.880,12	
<b>Total</b>	<b>100,00%</b>	<b>R\$ 616.341.133,26</b>	



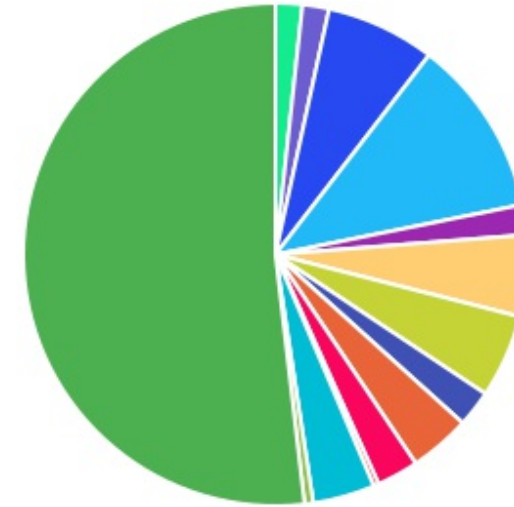
GESTOR	PERCENTUAL	VALOR LEG.	
TÍTULOS	51,84%	R\$ 319.519.619,08	
CAIXA DISTRIBUIDORA	15,38%	R\$ 94.773.877,30	
BB GESTAO	15,03%	R\$ 92.623.235,10	
XP ALLOCATION	3,39%	R\$ 20.906.168,83	
4UM GESTÃO	2,68%	R\$ 16.538.274,24	
INDIE CAPITAL	2,34%	R\$ 14.430.149,67	
ITAU UNIBANCO	2,09%	R\$ 12.890.837,55	
NAVI CAPITAL	2,02%	R\$ 12.423.266,58	
PLURAL GESTÃO	1,93%	R\$ 11.917.845,97	
ALASKA INVESTIMENTOS	1,25%	R\$ 7.713.184,10	
XP GESTÃO	0,90%	R\$ 5.533.178,53	
CONSTÂNCIA INVESTIMENTOS	0,83%	R\$ 5.111.239,59	
MONGERAL AEGON	0,18%	R\$ 1.130.376,60	
ARENA CAPITAL	0,13%	R\$ 829.880,12	
<b>Total</b>	<b>100,00%</b>	<b>R\$ 616.341.133,26</b>	



ADMINISTRADOR	PERCENTUAL	VALOR	LEG.
TÍTULOS	51,84%	R\$ 319.519.619,08	
CAIXA ECONOMICA	15,38%	R\$ 94.773.877,30	
BB GESTAO	15,03%	R\$ 92.623.235,10	
BEM - DISTRIBUIDORA	5,71%	R\$ 35.203.157,01	
BTG PACTUAL	3,59%	R\$ 22.143.333,77	
BANCO BNP PARIBAS	3,39%	R\$ 20.906.168,83	
ITAU UNIBANCO	2,09%	R\$ 12.890.837,55	
BRB DTVM	1,93%	R\$ 11.917.845,97	
S3 CACEIS	0,90%	R\$ 5.533.178,53	
BFL ADMINISTRADORA	0,13%	R\$ 829.880,12	
<b>Total</b>	<b>100,00%</b>	<b>R\$ 616.341.133,26</b>	



BENCHMARK	PERCENTUAL	VALOR	LEG.
TÍTULOS	51,84%	R\$ 319.519.619,08	
IRF-M	11,40%	R\$ 70.238.576,90	
IMA-B	7,01%	R\$ 43.184.791,68	
IBOVESPA	5,37%	R\$ 33.075.149,31	
CDI	5,23%	R\$ 32.220.405,13	
MSCI World	3,97%	R\$ 24.495.891,20	
IDIV	3,92%	R\$ 24.182.692,20	
SMLL	2,68%	R\$ 16.538.274,24	
IBRX	2,34%	R\$ 14.430.149,67	
SELIC	1,93%	R\$ 11.917.845,97	
IPCA	1,71%	R\$ 10.562.794,05	
IMA-B 5	1,70%	R\$ 10.489.843,54	
GLOBAL BDRX	0,56%	R\$ 3.421.857,51	
IEE	0,33%	R\$ 2.063.242,78	
<b>Total</b>	<b>100,00%</b>	<b>R\$ 616.341.133,26</b>	



LIQUIDEZ	PERCENTUAL	VALOR	LEG.
Acima 2 anos	50,51%	R\$ 311.294.885,38	
0 a 30 dias	37,69%	R\$ 232.285.676,50	
31 a 180 dias	10,34%	R\$ 63.705.957,56	
1 a 2 anos	1,33%	R\$ 8.224.733,70	
(vide regulamento)	0,13%	R\$ 829.880,12	
<b>Total</b>	<b>100,00%</b>	<b>R\$ 616.341.133,26</b>	



RENDA FIXA	RESOLUÇÃO(%)	CARTEIRA (R\$)	(%)	POLÍTICA DE INVESTIMENTO		
				Inferior(%)	Alvo(%)	Superior(%)
Títulos Tesouro Nacional - SELIC - 7, I "a"	100%	R\$ 273.182.620,62	44,32%	40,00%	50,00%	70,00%
FI Renda Fixa Referenciado 100% títulos TN - 7, I "b"	100%	R\$ 145.563.972,02	23,62%	0,00%	5,00%	30,00%
FI em Índices de Renda Fixa 100% títulos TN - 7, I "c"	100%	R\$ 0,00	0,00%	-	-	-
Operações Compromissadas - 7, II	5%	R\$ 0,00	0,00%	-	-	-
FI Renda Fixa - 7, III "a"	75%	R\$ 26.065.561,97	4,23%	-	5,00%	30,00%
FI de Índices Renda Fixa - 7, III "b"	75%	R\$ 0,00	0,00%	-	-	-
Ativos Bancários - 7, IV	20%	R\$ 46.336.998,46	7,52%	8,00%	10,00%	20,00%
FI Direitos Creditórios (FIDC) - sênior - 7, V "a"	15%	R\$ 0,00	0,00%	-	-	-
FI Renda Fixa "Crédito Privado" - 7, V "b"	15%	R\$ 0,00	0,00%	0,00%	5,00%	10,00%
FI Debêntures - 7, V "c"	15%	R\$ 0,00	0,00%	-	-	-
<b>Total Renda Fixa</b>		<b>R\$ 491.149.153,07</b>	<b>79,69%</b>			
RENDA VARIÁVEL	RESOLUÇÃO(%)	CARTEIRA (R\$)	(%)	Inferior(%)	Alvo(%)	Superior(%)
FI Ações - 8, I	45%	R\$ 90.289.508,20	14,65%	10,00%	15,00%	45,00%
FI de Índices Ações - 8, II	45%	R\$ 0,00	0,00%	-	-	-
<b>Total Renda Variável</b>		<b>R\$ 90.289.508,20</b>	<b>14,65%</b>			
INVESTIMENTOS NO EXTERIOR	RESOLUÇÃO(%)	CARTEIRA (R\$)	(%)	Inferior(%)	Alvo(%)	Superior(%)
FI Renda Fixa - Dívida Externa - 9, I	10%	R\$ 0,00	0,00%	-	-	-
FI Investimento no Exterior - 9, II	10%	R\$ 24.495.891,20	3,97%	0,00%	1,00%	10,00%
FI Ações - BDR Nível I - 9, III	10%	R\$ 3.421.857,51	0,56%	0,00%	1,00%	10,00%
<b>Total Investimentos no Exterior</b>		<b>R\$ 27.917.748,71</b>	<b>4,53%</b>			

FUNDOS ESTRUTURADOS	RESOLUÇÃO(%)	CARTEIRA (R\$)	(%)	POLÍTICA DE INVESTIMENTO		
				Inferior(%)	Alvo(%)	Superior(%)
FI Multimercado - aberto - 10, I	15%	R\$ 6.154.843,16	1,00%	0,00%	7,00%	10,00%
FI em Participações - 10, II	10%	R\$ 829.880,12	0,13%	0,00%	1,00%	3,00%
FI "Ações - Mercado de Acesso" - 10, III	10%	R\$ 0,00	0,00%	-	-	-
<b>Total Fundos Estruturados</b>		<b>R\$ 6.984.723,28</b>	<b>1,13%</b>			
FUNDOS IMOBILIÁRIOS	RESOLUÇÃO(%)	CARTEIRA (R\$)	(%)	Inferior(%)	Alvo(%)	Superior(%)
FI Imobiliário - 11	15%	R\$ 0,00	0,00%	-	-	-
<b>Total Fundos Imobiliários</b>		<b>R\$ 0,00</b>	<b>0,00%</b>			
EMPRÉSTIMOS CONSIGNADOS	RESOLUÇÃO(%)	CARTEIRA (R\$)	(%)	Inferior(%)	Alvo(%)	Superior(%)
Empréstimos Consignados - 12	10%	R\$ 0,00	0,00%	-	-	-
<b>Total Empréstimos Consignados</b>		<b>R\$ 0,00</b>	<b>0,00%</b>			
<b>Total Global</b>		<b>R\$ 616.341.133,26</b>	<b>100,00%</b>			

PERÍODO	SALDO ANTERIOR	SALDO FINAL	META	RENT.(R\$)	RENT.(%)	GAP
<b>2024</b>			IPCA + 5.13% a.a.			
Janeiro	R\$ 582.354.987,14	R\$ 594.072.818,02	0,84%	R\$ 469.669,62	0,06%	-0,77p.p.
Fevereiro	R\$ 594.072.818,02	R\$ 608.848.341,17	1,25%	R\$ 7.363.489,31	1,16%	-0,09p.p.
Março	R\$ 608.848.341,17	R\$ 621.836.078,53	0,58%	R\$ 4.831.237,09	0,69%	0,11p.p.
<b>Total</b>	<b>R\$ 608.848.341,17</b>	<b>R\$ 621.836.078,53</b>	<b>2,69%</b>	<b>R\$ 12.664.396,03</b>	<b>1,93%</b>	<b>-0,76p.p.</b>
<b>2023</b>			IPCA + 5.11% a.a.			
Janeiro	R\$ 445.161.721,73	R\$ 463.025.405,90	0,95%	R\$ 7.934.290,26	1,73%	0,78p.p.
Fevereiro	R\$ 463.025.405,90	R\$ 467.592.295,20	1,26%	R\$ -1.467.120,69	-0,33%	-1,58p.p.
Março	R\$ 467.592.295,20	R\$ 477.183.795,09	1,13%	R\$ 2.822.776,92	0,54%	-0,59p.p.
Abril	R\$ 477.183.795,09	R\$ 489.150.252,00	1,03%	R\$ 5.692.153,68	1,15%	0,12p.p.
Maiο	R\$ 489.150.252,00	R\$ 506.403.640,04	0,65%	R\$ 10.344.840,87	1,68%	1,03p.p.
Junho	R\$ 506.403.640,04	R\$ 524.483.461,84	0,34%	R\$ 9.630.121,58	1,87%	1,53p.p.
Julho	R\$ 524.483.461,84	R\$ 534.440.010,00	0,54%	R\$ 6.599.228,03	1,61%	1,07p.p.
Agosto	R\$ 534.440.010,00	R\$ 535.410.690,83	0,65%	R\$ 443.653,73	0,11%	-0,54p.p.
Setembro	R\$ 535.410.690,83	R\$ 542.346.696,53	0,68%	R\$ 1.473.282,70	0,21%	-0,47p.p.
Outubro	R\$ 542.346.696,53	R\$ 544.529.044,17	0,66%	R\$ -2.720.788,82	-0,53%	-1,18p.p.
Novembro	R\$ 544.529.044,17	R\$ 565.483.420,26	0,70%	R\$ 16.894.158,16	3,02%	2,33p.p.
Dezembro	R\$ 565.483.420,26	R\$ 582.354.987,14	0,98%	R\$ 11.888.597,51	1,98%	1,00p.p.
<b>Total</b>	<b>R\$ 565.483.420,26</b>	<b>R\$ 582.354.987,14</b>	<b>9,97%</b>	<b>R\$ 69.535.193,93</b>	<b>13,76%</b>	<b>3,79p.p.</b>
<b>2022</b>			IPCA + 4.96% a.a.			
Janeiro	R\$ 386.094.045,45	R\$ 383.492.399,83	0,94%	R\$ -2.572.201,14	-0,67%	-1,61p.p.
Fevereiro	R\$ 383.492.399,83	R\$ 384.967.440,60	1,41%	R\$ -1.315.533,83	-0,54%	-1,95p.p.

Março	R\$ 384.967.440,60	R\$ 395.060.176,67	2,02%	R\$ 5.227.011,63	1,30%	-0,72p.p.
Abril	R\$ 395.060.176,67	R\$ 400.871.962,87	1,46%	R\$ -3.793.335,71	-0,67%	-2,13p.p.
Maió	R\$ 400.871.962,87	R\$ 407.785.520,46	0,87%	R\$ 1.869.812,60	0,48%	-0,40p.p.
Junho	R\$ 407.785.520,46	R\$ 408.812.529,30	1,07%	R\$ -4.424.256,97	-1,05%	-2,13p.p.
Julho	R\$ 408.812.529,30	R\$ 395.322.409,64	-0,28%	R\$ 5.842.405,81	1,43%	1,70p.p.
Agosto	R\$ 395.322.409,64	R\$ 436.427.056,67	0,04%	R\$ 5.180.043,91	1,22%	1,18p.p.
Setembro	R\$ 436.427.056,67	R\$ 441.153.749,23	0,11%	R\$ -972.201,74	-0,23%	-0,34p.p.
Outubro	R\$ 441.153.749,23	R\$ 456.018.057,15	0,99%	R\$ 9.079.726,26	2,02%	1,03p.p.
Novembro	R\$ 456.018.057,15	R\$ 456.921.413,49	0,81%	R\$ -2.193.105,24	-0,50%	-1,31p.p.
Dezembro	R\$ 456.921.413,49	R\$ 445.161.721,73	1,02%	R\$ -164.096,39	-0,02%	-1,05p.p.
<b>Total</b>	<b>R\$ 456.921.413,49</b>	<b>R\$ 445.161.721,73</b>	<b>11,03%</b>	<b>R\$ 11.764.269,19</b>	<b>2,76%</b>	<b>-8,27p.p.</b>
<b>2021</b>	<b>IPCA + 5.44% a.a.</b>					
Janeiro	R\$ 344.403.266,26	R\$ 341.038.469,62	0,69%	R\$ -1.816.751,47	-0,52%	-1,22p.p.
Fevereiro	R\$ 341.038.469,62	R\$ 342.909.059,63	1,30%	R\$ -2.161.130,90	-0,60%	-1,90p.p.
Março	R\$ 342.909.059,63	R\$ 344.280.248,37	1,37%	R\$ 1.917.615,97	0,57%	-0,80p.p.
Abril	R\$ 344.280.248,37	R\$ 358.717.766,84	0,75%	R\$ 4.247.220,46	1,22%	0,47p.p.
Maió	R\$ 358.717.766,84	R\$ 367.542.279,76	1,27%	R\$ 4.114.774,87	1,14%	-0,13p.p.
Junho	R\$ 367.542.279,76	R\$ 364.269.967,95	0,97%	R\$ 1.379.173,34	0,38%	-0,60p.p.
Julho	R\$ 364.269.967,95	R\$ 366.059.315,90	1,40%	R\$ -2.812.525,42	-0,76%	-2,16p.p.
Agosto	R\$ 366.059.315,90	R\$ 364.573.340,76	1,31%	R\$ -1.698.471,89	-0,50%	-1,81p.p.
Setembro	R\$ 364.573.340,76	R\$ 369.317.902,82	1,60%	R\$ -3.606.217,09	-0,96%	-2,56p.p.
Outubro	R\$ 369.317.902,82	R\$ 372.313.262,05	1,69%	R\$ -3.530.074,43	-0,93%	-2,62p.p.
Novembro	R\$ 372.313.262,05	R\$ 378.754.484,31	1,39%	R\$ 2.193.086,22	0,54%	-0,85p.p.

Dezembro	R\$ 378.754.484,31	R\$ 386.094.045,45	1,17%	R\$ 4.759.878,90	1,24%	0,07p.p.
Total	R\$ 378.754.484,31	R\$ 386.094.045,45	16,05%	R\$ 2.986.578,56	0,78%	-15,27p.p.

ATIVO	CNPJ	RENTABILIDADE				
		Mês (%)	Ano (%)	12 meses (%)	24 meses (%)	Início (%)
BB IRF-M 1 TP FIC RF...	11.328.882/0001-35	-	-	11,73%	17,72%	18,06%
BB FLUXO FIC RF PREVID	13.077.415/0001-05	0,59%	1,92%	8,01%	16,23%	19,33%
BB PERFIL FIC RF REF DI...	13.077.418/0001-49	0,85%	2,65%	11,46%	-	11,46%
BB IDKA 2 TP FI RF...	13.322.205/0001-35	-	-	-	-	-0,00%
CAIXA BRASIL DISPONIBILIDADES...	14.508.643/0001-55	0,75%	2,37%	9,97%	20,21%	24,96%
BB ALOCAÇÃO ATIVA FIC RF PREVID	25.078.994/0001-90	-	-	7,27%	6,84%	6,84%
CAIXA BRASIL GESTÃO ESTRATÉGICA FIC RF	23.215.097/0001-55	-	-	2,42%	-	2,23%
BRADESCO PODER PÚBLICO FIC RF CURTO...	13.397.466/0001-14	-	-	5,66%	10,74%	11,59%
CAIXA INSTITUCIONAL BDR...	17.502.937/0001-68	3,48%	14,98%	32,44%	27,69%	33,96%
CAIXA BRASIL TP FI RF LP	05.164.356/0001-84	-	-	-	-	3,22%
CAIXA BRASIL IRF-M TP FI RF...	14.508.605/0001-00	0,50%	1,61%	-	-	6,58%
BRADESCO IRF-M 1 TP FI RF	11.484.558/0001-06	-	-	13,31%	24,15%	25,89%
SULAMÉRICA INFLATIE FI RF LP	09.326.708/0001-01	-	-	-	-	-0,36%
BB IMA-B TP FI RF	07.442.078/0001-05	0,06%	0,11%	-	-	3,15%
CAIXA EXPERT VINCI VALOR DIVIDENDOS RPPS...	15.154.441/0001-15	-1,01%	-2,33%	26,45%	14,23%	22,02%
BB TP VII FI RF PREVID	19.523.305/0001-06	-	-	12,78%	-	16,53%
BB TP IPCA FI RF PREVID	15.486.093/0001-83	0,81%	2,57%	12,25%	24,73%	35,37%
BB TP IPCA VI FI RF...	19.523.306/0001-50	0,91%	2,77%	9,76%	21,42%	32,92%
CAIXA BRASIL IPCA XVI FI RF...	21.918.896/0001-62	-	-	10,48%	19,14%	20,79%
BRADESCO INSTITUCIONAL IMA-B...	08.702.798/0001-25	-	-	-	-	-5,71%
BRADESCO ALOCAÇÃO DINÂMICA FIC RF	28.515.874/0001-09	-	-	4,49%	-	2,29%

BB IPCA III FI RF PREVID...	14.091.645/0001-91	-	-	9,00%	19,39%	20,25%
FP2 MULTIESTRATÉGIA FIP...	20.886.575/0001-60	-0,01%	-0,02%	0,05%	-45,94%	-45,95%
BRADESCO MID SMALL CAPS FI AÇÕES	06.988.623/0001-09	-	-	-	-	6,63%
XP INVESTOR FI AÇÕES	07.152.170/0001-30	-	-	-	-	-3,85%
NAVI INSTITUCIONAL FIC...	14.113.340/0001-33	-0,95%	-2,09%	30,94%	15,74%	19,28%
CAIXA ALOCAÇÃO MACRO...	08.070.841/0001-87	0,69%	1,77%	13,22%	23,30%	30,17%
BRADESCO VALUATION IBOVESPA FIC AÇÕES	11.675.309/0001-06	-	-	-	-	-3,25%
ALASKA BLACK INSTITUCIONAL...	26.673.556/0001-32	-3,74%	-10,46%	26,76%	12,38%	28,69%
BB SMALL CAPS FIC AÇÕES	05.100.221/0001-55	-	-	-	-	10,35%
ITAÚ DUNAMIS FIC AÇÕES	24.571.992/0001-75	0,97%	1,44%	23,28%	12,52%	8,77%
AXA WF FRAMLINGTON DIGITAL ECONOMY ADVISORY...	35.002.482/0001-01	-0,65%	5,12%	30,93%	10,02%	10,17%
MS GLOBAL OPPORTUNITIES...	33.913.562/0001-85	2,16%	15,24%	37,99%	27,89%	-7,00%
BB ALOCAÇÃO ATIVA RETORNO TOTAL FIC...	35.292.588/0001-89	-	-	11,84%	16,86%	15,65%
INDIE FIC AÇÕES	17.335.646/0001-22	1,84%	-2,30%	35,51%	-0,18%	-21,78%
J ESG EMERGING MARKETS DÓLAR ADVISORY...	38.077.340/0001-93	-	-	-27,88%	-22,97%	-22,97%
MOAT CAPITAL ADVISORY FIC AÇÕES	35.354.967/0001-56	-	-	-	-	-11,65%
XP INVESTOR 30 FIC AÇÕES	26.718.169/0001-75	-	-	-	-	-8,59%
XP INVESTOR DIVIDENDOS 30 FIC AÇÕES	26.773.140/0001-96	-	-	-	-	-10,49%
CONSTÂNCIA FUNDAMENTO FI AÇÕES	11.182.064/0001-77	1,06%	-1,63%	24,24%	7,75%	10,59%
ITAÚ PRIVATE S&P500®...	26.269.692/0001-61	-	-	4,85%	-	16,45%
ITAÚ INSTITUCIONAL GLOBAL...	32.972.942/0001-28	0,63%	2,06%	11,32%	25,05%	36,39%
MAUÁ INSTITUCIONAL FIC...	18.048.639/0001-02	-	-	-	-	-8,62%
CAIXA BRASIL ESTRATÉGIA...	34.660.276/0001-18	-	-	-	-	3,36%

CAIXA AÇÕES MULTIGESTOR FIC AÇÕES	30.068.224/0001-04	-	-	-	-	-5,72%
CAIXA MULTIGESTOR GLOBAL...	39.528.038/0001-77	2,79%	10,36%	18,35%	14,96%	-5,80%
SAFRA IMA INSTITUCIONAL...	30.659.168/0001-74	-	-	-	-	-2,01%
SANTANDER ATIVO FIC RENDA FIXA	26.507.132/0001-06	-	-	6,83%	-	7,69%
OCCAM FIC AÇÕES	11.628.883/0001-03	-	-	-1,30%	-0,98%	-7,30%
BB NORDEA GLOBAL CLIMATE AND ENVIRONMENT...	28.578.936/0001-13	4,75%	10,39%	9,69%	9,80%	-3,84%
MAG GLOBAL SUSTAINABLE...	38.001.966/0001-16	3,25%	6,77%	7,08%	-19,51%	-33,51%
4UM SMALL CAPS FI AÇÕES	09.550.197/0001-07	2,86%	-2,19%	57,59%	23,80%	10,83%
BB MULTIMERCADO LP..	06.015.368/0001-00	0,84%	2,54%	12,20%	25,83%	32,09%
BB AÇÕES BOLSAS ASIÁTICAS EX JAPÃO...	39.272.865/0001-42	2,59%	2,98%	4,28%	0,84%	-13,61%
J CHINA EQUITY...	38.421.502/0001-69	1,05%	2,27%	-23,38%	-18,53%	-46,38%
BB AÇÕES ENERGIA FI AÇÕES	02.020.528/0001-58	-2,85%	-6,98%	15,05%	-	3,16%
CAIXA BRASIL 2023 TÍTULOS PÚBLICOS FI...	44.683.378/0001-02	-	-	6,51%	-	5,79%
BTG PACTUAL S&P 500 BRL FI...	36.499.594/0001-74	-	-	-	-	-2,76%
ITAÚ SOBERANO RF SIMPLES FICFI	06.175.696/0001-73	-	-	-	-	0,33%
ICATU VANGUARDA FI RF INFLAÇÃO CP...	19.719.727/0001-51	-	-	-	-	8,01%
XP DIVIDENDOS FI AÇÕES	16.575.255/0001-12	-1,57%	-1,28%	27,07%	-	12,68%
J EMERGING MARKETS...	37.985.879/0001-88	0,57%	-1,46%	0,12%	-	5,17%
BRB BRASÍLIA AUTOMÁTICO FI RENDA FIXA...	37.406.920/0001-14	0,35%	0,94%	-	-	2,05%

TÍTULO	VENC.	COMPRA	QTD.	P.U.		MARCAÇÃO	VALOR COMPRA	VALOR ATUAL	RETORNO
				COMPRA	ATUAL				
NTN-B 2040	15/08/40	15/10/21	659	4.156,03	4.750,49	CURVA 5,01%	R\$ 2.738.825,23	R\$ 3.130.575,84	R\$ 29.242,93 ( 0,94% )
NTN-B 2026	15/08/26	28/10/21	1182	3.838,78	4.338,99	CURVA 5,37%	R\$ 4.537.434,23	R\$ 5.128.688,45	R\$ 49.286,05 ( 0,97% )
NTN-B 2045	15/05/45	28/10/21	454	4.069,21	4.646,43	CURVA 5,45%	R\$ 1.847.420,72	R\$ 2.109.480,37	R\$ 20.397,44 ( 0,98% )
NTN-B 2050	15/08/50	28/10/21	540	4.040,12	4.618,83	CURVA 5,45%	R\$ 2.181.666,73	R\$ 2.494.167,63	R\$ 24.117,79 ( 0,98% )
NTN-B 2028	15/08/28	28/10/21	703	3.873,61	4.385,20	CURVA 5,37%	R\$ 2.723.147,40	R\$ 3.082.794,00	R\$ 29.622,21 ( 0,97% )
NTN-B 2030	15/08/30	28/10/21	465	3.900,37	4.423,67	CURVA 5,39%	R\$ 1.813.671,16	R\$ 2.057.006,20	R\$ 19.798,02 ( 0,97% )
NTN-B 2035	15/05/35	28/10/21	38	4.018,18	4.569,02	CURVA 5,38%	R\$ 152.690,71	R\$ 173.622,83	R\$ 1.669,76 ( 0,97% )
NTN-B 2055	15/05/55	28/10/21	1414	4.108,32	4.700,69	CURVA 5,46%	R\$ 5.809.164,48	R\$ 6.646.777,79	R\$ 64.320,46 ( 0,98% )
NTN-B 2026	15/08/26	26/11/21	209	3.937,18	4.362,18	CURVA 5,12%	R\$ 822.871,26	R\$ 911.695,15	R\$ 8.591,07 ( 0,95% )
NTN-B 2045	15/05/45	26/11/21	74	4.104,52	4.734,50	CURVA 5,29%	R\$ 303.734,68	R\$ 350.352,90	R\$ 3.345,76 ( 0,96% )
NTN-B 2030	15/08/30	26/11/21	82			CURVA	R\$ 329.736,78	R\$ 367.017,18	R\$ 3.469,31 ( 0,95% )

				4.021,18	4.475,82	5,16%			
NTN-B 2028	15/08/28	26/11/21	124	3.978,09	4.419,39	CURVA 5,16%	R\$ 493.282,59	R\$ 548.004,06	R\$ 5.180,08 ( 0,95% )
NTN-B 2050	15/08/50	26/11/21	86	4.180,32	4.702,59	CURVA 5,32%	R\$ 359.507,71	R\$ 404.422,56	R\$ 3.869,62 ( 0,97% )
NTN-B 2055	15/05/55	26/11/21	231	4.150,18	4.797,93	CURVA 5,32%	R\$ 958.692,57	R\$ 1.108.322,60	R\$ 10.604,73 ( 0,97% )
NTN-B 2035	15/05/35	26/11/21	6	4.050,42	4.647,93	CURVA 5,16%	R\$ 24.302,52	R\$ 27.887,55	R\$ 263,61 ( 0,95% )
NTN-B 2026	15/08/26	23/12/21	500	3.992,54	4.368,70	CURVA 5,05%	R\$ 1.996.271,00	R\$ 2.184.350,10	R\$ 20.467,09 ( 0,95% )
NTN-B 2035	15/05/35	23/12/21	14	4.103,83	4.655,19	CURVA 5,14%	R\$ 57.453,68	R\$ 65.172,62	R\$ 615,10 ( 0,95% )
NTN-B 2055	15/05/55	23/12/21	552	4.207,13	4.808,17	CURVA 5,30%	R\$ 2.322.336,29	R\$ 2.654.110,94	R\$ 25.365,20 ( 0,96% )
NTN-B 2050	15/08/50	23/12/21	206	4.225,35	4.699,45	CURVA 5,32%	R\$ 870.422,84	R\$ 968.085,81	R\$ 9.266,39 ( 0,97% )
NTN-B 2045	15/05/45	23/12/21	178	4.146,27	4.728,92	CURVA 5,30%	R\$ 738.035,97	R\$ 841.748,54	R\$ 8.045,47 ( 0,97% )
NTN-B 2028	15/08/28	23/12/21	296	4.044,35	4.435,79	CURVA 5,06%	R\$ 1.197.127,21	R\$ 1.312.994,29	R\$ 12.313,14 ( 0,95% )
NTN-B 2030	15/08/30	23/12/21	195	4.087,92	4.494,15	CURVA	R\$ 797.144,13	R\$ 876.358,30	R\$ 8.231,89 ( 0,95% )

						5,03%			
NTN-B 2050	15/08/50	21/02/22	728	3.973,37	4.451,54	CURVA 5,73%	R\$ 2.892.613,16	R\$ 3.240.724,73	R\$ 32.012,07 ( 1,00% )
NTN-B 2040	15/08/40	21/02/22	12	3.965,70	4.434,69	CURVA 5,68%	R\$ 47.588,38	R\$ 53.216,23	R\$ 523,72 ( 0,99% )
NTN-B 2045	15/05/45	21/02/22	622	4.021,96	4.502,64	CURVA 5,72%	R\$ 2.501.660,55	R\$ 2.800.639,74	R\$ 27.643,77 ( 1,00% )
NTN-B 2035	15/05/35	21/02/22	53	4.010,34	4.477,72	CURVA 5,64%	R\$ 212.547,98	R\$ 237.318,93	R\$ 2.328,30 ( 0,99% )
NTN-B 2055	15/05/55	21/02/22	1932	4.056,49	4.545,86	CURVA 5,70%	R\$ 7.837.142,22	R\$ 8.782.596,09	R\$ 86.559,89 ( 1,00% )
NTN-B 2045	15/05/45	24/03/22	403	4.060,96	4.477,34	CURVA 5,77%	R\$ 1.636.565,75	R\$ 1.804.366,90	R\$ 17.876,87 ( 1,00% )
NTN-B 2055	15/05/55	24/03/22	1263	4.080,27	4.503,03	CURVA 5,77%	R\$ 5.153.381,55	R\$ 5.687.323,64	R\$ 56.348,32 ( 1,00% )
NTN-B 2050	15/08/50	24/03/22	506	4.014,61	4.429,06	CURVA 5,77%	R\$ 2.031.391,17	R\$ 2.241.102,57	R\$ 22.202,66 ( 1,00% )
NTN-B 2040	15/08/40	24/03/22	235	4.028,21	4.435,13	CURVA 5,68%	R\$ 946.630,27	R\$ 1.042.256,13	R\$ 10.255,75 ( 0,99% )
NTN-B 2035	15/05/35	24/03/22	33	4.069,81	4.474,61	CURVA 5,65%	R\$ 134.303,69	R\$ 147.662,19	R\$ 1.449,70 ( 0,99% )
NTN-B 2050	15/08/50	25/05/22	377	4.123,05	4.394,79	CURVA 5,83%	R\$ 1.554.388,19	R\$ 1.656.837,47	R\$ 16.488,93 ( 1,01% )

NTN-B 2040	15/08/40	25/05/22	179	4.151,53	4.417,23	CURVA 5,72%	R\$ 743.124,62	R\$ 790.683,74	R\$ 7.804,08 ( 1,00% )
NTN-B 2055	15/05/55	25/05/22	1010	4.071,71	4.466,31	CURVA 5,83%	R\$ 4.112.422,86	R\$ 4.510.970,77	R\$ 44.895,67 ( 1,01% )
NTN-B 2045	15/05/45	25/05/22	322	4.061,71	4.451,74	CURVA 5,82%	R\$ 1.307.871,71	R\$ 1.433.459,09	R\$ 14.256,20 ( 1,00% )
NTN-B 2035	15/05/35	27/05/22	28	4.075,60	4.450,56	CURVA 5,72%	R\$ 114.116,92	R\$ 124.615,76	R\$ 1.230,02 ( 1,00% )
NTN-B 2045	15/05/45	30/06/22	355	4.009,85	4.347,02	CURVA 6,03%	R\$ 1.423.495,38	R\$ 1.543.193,46	R\$ 15.586,73 ( 1,02% )
NTN-B 2040	15/08/40	30/06/22	192	4.101,86	4.316,20	CURVA 5,95%	R\$ 787.556,41	R\$ 828.709,88	R\$ 8.320,39 ( 1,01% )
NTN-B 2035	15/05/35	30/06/22	29	4.052,60	4.385,81	CURVA 5,91%	R\$ 117.525,37	R\$ 127.188,61	R\$ 1.273,45 ( 1,01% )
NTN-B 2050	15/08/50	30/06/22	424	4.060,70	4.276,93	CURVA 6,04%	R\$ 1.721.735,80	R\$ 1.813.416,79	R\$ 18.331,20 ( 1,02% )
NTN-B 2055	15/05/55	30/06/22	1118	4.003,01	4.341,52	CURVA 6,04%	R\$ 4.475.370,70	R\$ 4.853.821,39	R\$ 49.062,92 ( 1,02% )
NTN-B 2035	15/05/35	30/08/22	694	4.088,27	4.402,64	CURVA 5,86%	R\$ 2.837.258,65	R\$ 3.055.431,59	R\$ 30.477,42 ( 1,01% )
NTN-B 2060	15/08/60	30/08/22	3751	3.996,35	4.313,92	CURVA 5,98%	R\$ 14.990.290,71	R\$ 16.181.523,27	R\$ 162.837,17 ( 1,02% )
						CURVA			

NTN-B 2050	15/08/50	30/08/22	990	3.999,67	4.315,86	5,97%	R\$ 3.959.674,77	R\$ 4.272.698,55	R\$ 42.967,13 ( 1,02% )
NTN-B 2040	15/08/40	30/08/22	1635	4.037,09	4.350,54	CURVA 5,87%	R\$ 6.600.647,99	R\$ 7.113.126,24	R\$ 71.002,48 ( 1,01% )
NTN-B 2045	15/05/45	30/08/22	1627	4.056,57	4.375,71	CURVA 5,97%	R\$ 6.600.042,27	R\$ 7.119.282,86	R\$ 71.595,44 ( 1,02% )
NTN-B 2050	15/08/50	14/10/22	207	4.078,87	4.389,13	CURVA 5,84%	R\$ 844.326,64	R\$ 908.549,19	R\$ 9.048,91 ( 1,01% )
NTN-B 2045	15/05/45	14/10/22	233	4.132,02	4.444,10	CURVA 5,84%	R\$ 962.760,84	R\$ 1.035.474,27	R\$ 10.309,01 ( 1,01% )
NTN-B 2060	15/08/60	14/10/22	283	4.089,31	4.402,71	CURVA 5,84%	R\$ 1.157.273,53	R\$ 1.245.966,14	R\$ 12.409,07 ( 1,01% )
NTN-B 2040	15/08/40	14/10/22	188	4.094,17	4.399,42	CURVA 5,76%	R\$ 769.703,43	R\$ 827.091,85	R\$ 8.188,42 ( 1,00% )
NTN-B 2035	15/05/35	14/10/22	63	4.113,39	4.418,20	CURVA 5,82%	R\$ 259.143,69	R\$ 278.346,41	R\$ 2.767,00 ( 1,00% )
NTN-B 2055	15/05/55	14/10/22	171	4.143,97	4.460,23	CURVA 5,84%	R\$ 708.618,04	R\$ 762.699,62	R\$ 7.595,45 ( 1,01% )
NTN-B 2060	15/08/60	08/12/22	769	3.983,16	4.210,78	CURVA 6,15%	R\$ 3.063.053,18	R\$ 3.238.089,04	R\$ 32.993,69 ( 1,03% )
NTN-B 2050	15/08/50	08/12/22	145	3.993,73	4.221,40	CURVA 6,15%	R\$ 579.090,15	R\$ 612.103,66	R\$ 6.234,54 ( 1,03% )
NTN-B 2045	15/05/45	08/12/22	677	3.933,63	4.282,28	CURVA	R\$ 2.663.067,94	R\$ 2.899.100,39	R\$ 29.564,09 ( 1,03% )

						6,16%			
NTN-B 2035	15/05/35	08/12/22	153	3.973,93	4.322,66	CURVA 6,10%	R\$ 608.011,92	R\$ 661.366,36	R\$ 6.715,31 ( 1,03% )
NTN-B 2040	15/08/40	13/12/22	348	3.955,82	4.180,91	CURVA 6,27%	R\$ 1.376.627,06	R\$ 1.454.956,37	R\$ 14.954,69 ( 1,04% )
NTN-B 2040	15/08/40	29/12/22	554	4.009,15	4.214,17	CURVA 6,19%	R\$ 2.221.068,14	R\$ 2.334.651,31	R\$ 23.859,16 ( 1,03% )
NTN-B 2035	15/05/35	29/12/22	236	3.985,77	4.313,12	CURVA 6,13%	R\$ 940.640,96	R\$ 1.017.897,06	R\$ 10.356,89 ( 1,03% )
NTN-B 2060	15/08/60	29/12/22	1150	3.977,39	4.181,81	CURVA 6,20%	R\$ 4.573.998,49	R\$ 4.809.087,00	R\$ 49.181,83 ( 1,03% )
NTN-B 2050	15/08/50	29/12/22	262	3.967,40	4.171,18	CURVA 6,24%	R\$ 1.039.459,88	R\$ 1.092.848,23	R\$ 11.208,44 ( 1,04% )
NTN-B 2045	15/05/45	29/12/22	310	3.932,81	4.259,26	CURVA 6,21%	R\$ 1.219.171,42	R\$ 1.320.370,47	R\$ 13.511,41 ( 1,03% )
NTN-B 2050	15/08/50	07/02/23	270	3.767,17	4.018,49	CURVA 6,54%	R\$ 1.017.136,01	R\$ 1.084.993,27	R\$ 11.367,76 ( 1,06% )
NTN-B 2055	15/05/55	07/02/23	640	3.812,27	4.071,52	CURVA 6,53%	R\$ 2.439.850,43	R\$ 2.605.769,77	R\$ 27.280,94 ( 1,06% )
NTN-B 2035	15/05/35	07/02/23	84	3.915,50	4.184,49	CURVA 6,53%	R\$ 328.902,39	R\$ 351.496,74	R\$ 3.680,31 ( 1,06% )
NTN-B 2040	15/08/40	07/02/23	247	3.815,69	4.071,33	CURVA 6,54%	R\$ 942.475,82	R\$ 1.005.618,06	R\$ 10.535,80 ( 1,06% )

NTN-B 2045	15/05/45	07/02/23	313	3.847,92	4.110,45	CURVA 6,53%	R\$ 1.204.397,83	R\$ 1.286.569,60	R\$ 13.469,86 ( 1,06% )
NTN-B 2040	15/08/40	03/03/23	511	3.870,46	4.095,33	CURVA 6,48%	R\$ 1.977.806,60	R\$ 2.092.711,65	R\$ 21.831,64 ( 1,05% )
NTN-B 2060	15/08/60	03/03/23	1176	3.797,45	4.017,05	CURVA 6,49%	R\$ 4.465.797,52	R\$ 4.724.048,39	R\$ 49.319,62 ( 1,06% )
NTN-B 2035	15/05/35	03/03/23	175	3.988,17	4.219,34	CURVA 6,42%	R\$ 697.929,13	R\$ 738.384,17	R\$ 7.671,20 ( 1,05% )
NTN-B 2050	15/08/50	03/03/23	529	3.816,99	4.038,35	CURVA 6,50%	R\$ 2.019.186,23	R\$ 2.136.284,98	R\$ 22.318,87 ( 1,06% )
NTN-B 2045	15/05/45	03/03/23	473	3.901,44	4.127,70	CURVA 6,49%	R\$ 1.845.382,71	R\$ 1.952.404,29	R\$ 20.386,23 ( 1,06% )
NTN-B 2045	15/05/45	04/04/23	274	4.074,93	4.246,87	CURVA 6,24%	R\$ 1.116.530,43	R\$ 1.163.642,22	R\$ 11.929,50 ( 1,04% )
NTN-B 2050	15/08/50	05/04/23	254	4.027,06	4.192,21	CURVA 6,20%	R\$ 1.022.874,37	R\$ 1.064.821,54	R\$ 10.889,08 ( 1,03% )
NTN-B 2040	15/08/40	06/04/23	232	4.084,37	4.247,80	CURVA 6,11%	R\$ 947.573,35	R\$ 985.489,74	R\$ 10.011,82 ( 1,03% )
NTN-B 2060	15/08/60	11/04/23	146	4.029,55	4.190,65	CURVA 6,19%	R\$ 588.313,93	R\$ 611.834,32	R\$ 6.249,79 ( 1,03% )
NTN-B 2035	15/05/35	13/04/23	80	4.170,65	4.329,57	CURVA 6,08%	R\$ 333.651,64	R\$ 346.365,91	R\$ 3.511,27 ( 1,02% )
						CURVA			

NTN-B 2060	15/08/60	27/04/23	1340	4.169,04	4.311,45	5,99%	R\$ 5.586.512,41	R\$ 5.777.340,14	R\$ 58.159,10 ( 1,02% )
NTN-B 2045	15/05/45	27/04/23	890	4.215,00	4.356,39	CURVA 6,01%	R\$ 3.751.347,18	R\$ 3.877.187,85	R\$ 39.103,54 ( 1,02% )
NTN-B 2040	15/08/40	27/04/23	741	4.173,76	4.311,88	CURVA 5,96%	R\$ 3.092.759,50	R\$ 3.195.104,24	R\$ 32.106,48 ( 1,02% )
NTN-B 2050	15/08/50	27/04/23	811	4.153,77	4.294,41	CURVA 6,01%	R\$ 3.368.708,95	R\$ 3.482.763,35	R\$ 35.123,41 ( 1,02% )
NTN-B 2060	15/08/60	06/06/23	2599	4.417,62	4.510,51	CURVA 5,68%	R\$ 11.481.381,60	R\$ 11.722.806,61	R\$ 115.312,89 ( 0,99% )
NTN-B 2045	15/05/45	06/06/23	415	4.314,09	4.524,75	CURVA 5,68%	R\$ 1.790.346,18	R\$ 1.877.773,25	R\$ 18.476,84 ( 0,99% )
NTN-B 2040	15/08/40	06/06/23	837	4.384,68	4.468,52	CURVA 5,61%	R\$ 3.669.976,39	R\$ 3.740.153,71	R\$ 36.599,95 ( 0,99% )
NTN-B 2050	15/08/50	06/06/23	194	4.382,99	4.472,46	CURVA 5,70%	R\$ 850.300,09	R\$ 867.657,29	R\$ 8.548,04 ( 0,99% )
NTN-B 2060	15/08/60	20/07/23	281	4.525,76	4.594,95	CURVA 5,55%	R\$ 1.271.737,19	R\$ 1.291.182,16	R\$ 12.581,08 ( 0,98% )
NTN-B 2035	15/05/35	20/07/23	320	4.426,26	4.602,87	CURVA 5,29%	R\$ 1.416.403,04	R\$ 1.472.918,86	R\$ 14.059,67 ( 0,96% )
NTN-B 2040	15/08/40	20/07/23	142	4.490,47	4.549,34	CURVA 5,43%	R\$ 637.646,27	R\$ 646.006,21	R\$ 6.236,88 ( 0,97% )
NTN-B 2045	15/05/45	20/07/23	146	4.422,14	4.608,65	CURVA	R\$ 645.632,18	R\$ 672.863,49	R\$ 6.540,98 ( 0,98% )

						5,52%			
NTN-B 2050	15/08/50	20/07/23	118	4.489,91	4.555,22	CURVA 5,56%	R\$ 529.808,87	R\$ 537.516,46	R\$ 5.239,47 ( 0,98% )
NTN-B 2040	15/08/40	04/08/23	178	4.587,05	4.634,09	CURVA 5,25%	R\$ 816.494,09	R\$ 824.867,87	R\$ 7.852,70 ( 0,96% )
NTN-B 2050	15/08/50	04/08/23	134	4.594,92	4.649,59	CURVA 5,40%	R\$ 615.719,24	R\$ 623.044,72	R\$ 6.001,18 ( 0,97% )
NTN-B 2060	15/08/60	04/08/23	378	4.647,74	4.707,20	CURVA 5,39%	R\$ 1.756.846,07	R\$ 1.779.322,06	R\$ 17.124,97 ( 0,97% )
NTN-B 2045	15/05/45	04/08/23	189	4.531,12	4.706,72	CURVA 5,34%	R\$ 856.381,82	R\$ 889.569,42	R\$ 8.528,42 ( 0,97% )
NTN-B 2035	15/05/35	04/08/23	389	4.494,75	4.658,82	CURVA 5,13%	R\$ 1.748.456,03	R\$ 1.812.282,02	R\$ 17.089,04 ( 0,95% )
NTN-B 2035	15/05/35	08/08/23	289	4.474,79	4.637,06	CURVA 5,19%	R\$ 1.293.213,08	R\$ 1.340.109,47	R\$ 12.696,87 ( 0,96% )
NTN-B 2060	15/08/60	08/08/23	280	4.636,12	4.692,94	CURVA 5,41%	R\$ 1.298.112,90	R\$ 1.314.024,45	R\$ 12.665,61 ( 0,97% )
NTN-B 2040	15/08/40	08/08/23	132	4.570,31	4.615,07	CURVA 5,29%	R\$ 603.280,63	R\$ 609.189,27	R\$ 5.817,94 ( 0,96% )
NTN-B 2045	15/05/45	08/08/23	140	4.511,28	4.684,39	CURVA 5,38%	R\$ 631.579,10	R\$ 655.814,54	R\$ 6.307,29 ( 0,97% )
NTN-B 2050	15/08/50	08/08/23	99	4.582,05	4.634,17	CURVA 5,42%	R\$ 453.622,54	R\$ 458.782,82	R\$ 4.427,83 ( 0,97% )

NTN-B 2050	15/08/50	29/08/23	262	4.410,47	4.561,22	CURVA 5,54%	R\$ 1.155.542,92	R\$ 1.195.040,61	R\$ 11.639,80 ( 0,98% )
NTN-B 2040	15/08/40	29/08/23	335	4.420,79	4.565,65	CURVA 5,39%	R\$ 1.480.962,98	R\$ 1.529.492,74	R\$ 14.726,76 ( 0,97% )
NTN-B 2035	15/05/35	29/08/23	608	4.454,21	4.595,54	CURVA 5,30%	R\$ 2.708.159,17	R\$ 2.794.088,98	R\$ 26.714,61 ( 0,97% )
NTN-B 2045	15/05/45	29/08/23	356	4.463,88	4.614,02	CURVA 5,51%	R\$ 1.589.141,28	R\$ 1.642.592,64	R\$ 15.956,73 ( 0,98% )
NTN-B 2060	15/08/60	29/08/23	697	4.454,29	4.608,87	CURVA 5,53%	R\$ 3.104.638,54	R\$ 3.212.380,06	R\$ 31.253,80 ( 0,98% )
NTN-B 2060	15/08/60	27/09/23	1406	4.274,10	4.393,12	CURVA 5,85%	R\$ 6.009.381,47	R\$ 6.176.725,43	R\$ 61.582,65 ( 1,01% )
NTN-B 2060	15/08/60	25/10/23	1098	4.191,47	4.280,71	CURVA 6,04%	R\$ 4.602.237,61	R\$ 4.700.215,58	R\$ 47.489,02 ( 1,02% )
NTN-B 2035	15/05/35	17/11/23	575	4.294,60	4.481,48	CURVA 5,63%	R\$ 2.469.393,58	R\$ 2.576.852,64	R\$ 25.262,04 ( 0,99% )
NTN-B 2035	15/05/35	30/11/23	1390	4.315,14	4.488,05	CURVA 5,61%	R\$ 5.998.039,34	R\$ 6.238.392,42	R\$ 61.065,48 ( 0,99% )
NTN-B 2045	15/05/45	28/12/23	855	4.485,29	4.624,79	CURVA 5,49%	R\$ 3.834.924,05	R\$ 3.954.195,59	R\$ 38.351,87 ( 0,98% )
NTN-B 2040	15/08/40	28/12/23	844	4.548,84	4.562,85	CURVA 5,40%	R\$ 3.839.219,75	R\$ 3.851.043,66	R\$ 37.096,80 ( 0,97% )
						CURVA			

NTN-B 2050	15/08/50	28/12/23	839	4.574,95	4.590,80	5,50%	R\$ 3.838.381,85	R\$ 3.851.681,35	R\$ 37.374,74 ( 0,98% )
						CURVA			
NTN-B 2060	15/08/60	26/01/24	1261	4.518,36	4.487,28	5,71%	R\$ 5.697.646,27	R\$ 5.658.457,87	R\$ 55.808,81 ( 1,00% )
						CURVA			
NTN-B 2035	15/05/35	27/02/24	870	4.422,83	4.472,89	5,66%	R\$ 3.847.861,72	R\$ 3.891.414,03	R\$ 38.222,00 ( 0,99% )
						CURVA			
NTN-B 2045	15/05/45	27/02/24	1532	4.444,78	4.495,39	5,74%	R\$ 6.809.410,26	R\$ 6.886.932,41	R\$ 68.052,19 ( 1,00% )
						CURVA			
<b>Total Públicos</b>							<b>R\$ 256.899.316,77</b>	<b>R\$ 273.182.620,62</b>	<b>R\$ 2.707.962,48 ( 1,00% )</b>
LF BRADESCO IPCA	06/04/26	06/04/22	10000	1.000,00	1.237,95	6,16%	R\$ 10.000.000,00	R\$ 12.379.493,38	R\$ 141.267,42 ( 1,15% )
						CURVA			
LF BRADESCO IPCA	08/04/24	06/04/22	5000	1.000,00	1.229,40	5,78%	R\$ 5.000.000,00	R\$ 6.147.008,37	R\$ 66.931,92 ( 1,10% )
						CURVA			
LF BRADESCO IPCA	07/04/25	06/04/22	5000	1.000,00	1.231,61	5,88%	R\$ 5.000.000,00	R\$ 6.158.073,74	R\$ 68.252,68 ( 1,12% )
						CURVA			
LF ITAÚ IPCA	23/05/24	23/05/22	5000	1.000,00	1.200,15	6,18%	R\$ 5.000.000,00	R\$ 6.000.756,65	R\$ 69.308,57 ( 1,17% )
						CURVA			
LF SAFRA IPCA	25/05/26	24/05/22	100	50.000,00	60.225,53	6,37%	R\$ 5.000.000,00	R\$ 6.022.553,41	R\$ 73.529,90 ( 1,24% )
						CURVA			
LF BTG PACTUAL IPCA	26/05/25	24/05/22	95	52.578,95	63.488,61	6,46%	R\$ 4.995.000,25	R\$ 6.031.418,04	R\$ 80.197,90 ( 1,35% )
						CURVA			
LF BTG	30/08/24	30/08/22	60	50.000,00	59.961,58		R\$ 3.000.000,00	R\$ 3.597.694,87	R\$ 48.881,86 ( 1,38% )
						CURVA			

PACTUAL IPCA	7,62%			
Total Privados		R\$ 37.995.000,25	R\$ 46.336.998,46	R\$ 548.370,25 ( 1,20% )
Total Global		R\$ 294.894.317,02	R\$ 319.519.619,08	R\$ 3.256.332,73 ( 1,03% )