



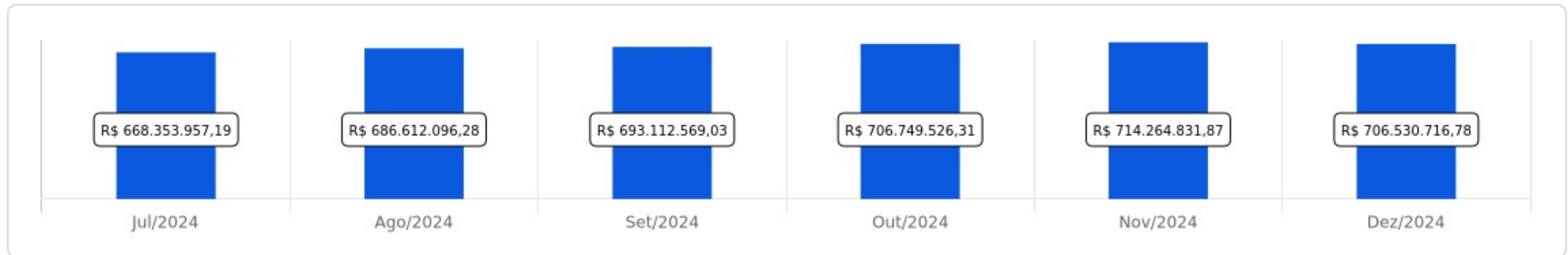


 Julho a Dezembro de 2024

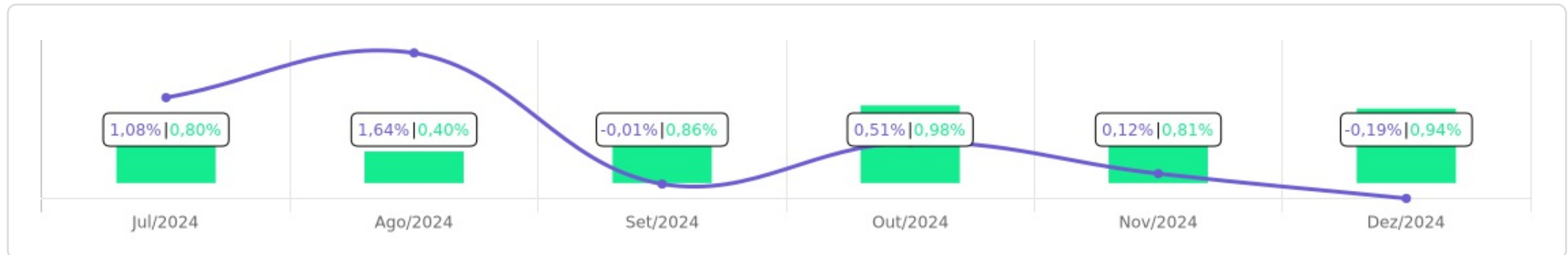




## Evolução do Patrimônio







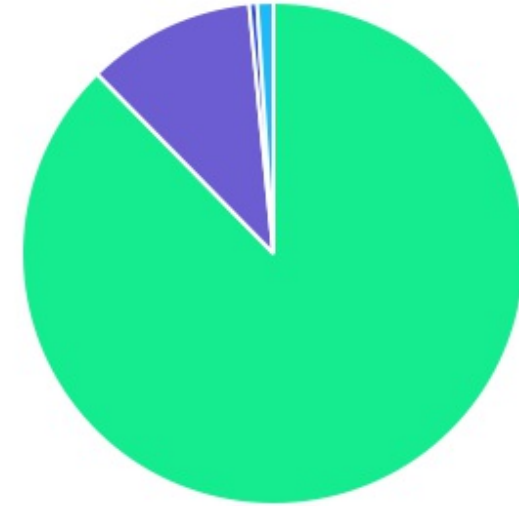
## Comparativo (Rentabilidades | Metas)






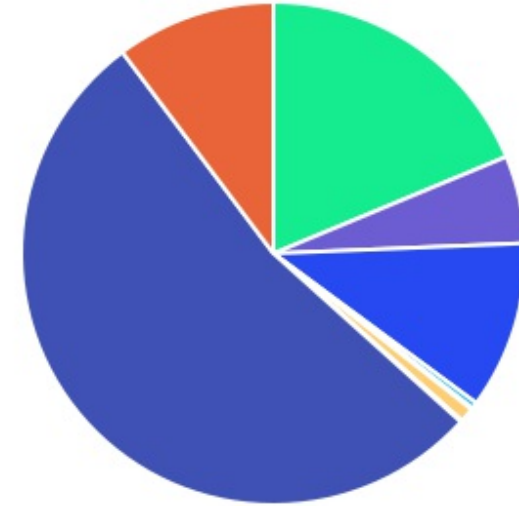
ATIVO	SALDO	CARTEIRA(%)	RESG.	4.963	RETORNO (R\$)	(%)	TX ADM
BB IRF-M 1 TP FIC RF PREVID	R\$ 10.391.231,06	1,47%	D+0	7, I "b"	R\$ 454.085,11	4,57%	0,10%
BB TP IPCA VI FI RF PREVID	R\$ 0,00	0,00%	D+0	7, I "b"	R\$ 166.962,83	1,88%	0,20%
BB IMA-B TP FI RF	R\$ 36.325.579,38	5,15%	D+1	7, I "b"	R\$ -545.247,18	-1,48%	0,20%
CAIXA BRASIL IRF-M TP FI RF	R\$ 70.222.253,40	9,95%	D+0	7, I "b"	R\$ 154.693,58	0,22%	0,20%
BRB BRASÍLIA AUTOMÁTICO FI RENDA FIXA C...	R\$ 9.993.243,63	1,42%	0	7, I "b"	R\$ 639.021,43	2,25%	1,55%
CAIXA BRASIL IMA-B 5 TP FI RF	R\$ 5.167.510,43	0,73%	D+0	7, I "b"	R\$ 44.292,80	0,97%	0,20%
BB FLUXO FIC RF PREVID	R\$ 18.307.759,87	2,59%	D+0	7, III "a"	R\$ 991.895,81	4,30%	1,00%
ITAÚ INSTITUCIONAL GLOBAL DINÂMICO FIC ...	R\$ 5.500.803,08	0,78%	D+1	7, III "a"	R\$ 286.409,14	5,49%	0,50%
CAIXA BRASIL DISPONIBILIDADES FI RF	R\$ 1.198,26	0,00%	D+0	7, III "a"	R\$ 1.198,77	4,31%	0,80%
BB PERFIL FIC RF REF DI PREVIDENC	R\$ 15.964.520,28	2,26%	D+0	7, III "a"	R\$ 811.763,95	5,36%	0,20%
ALASKA BLACK INSTITUCIONAL FI AÇÕES	R\$ 5.781.410,55	0,82%	D+32	8, I	R\$ -1.389.077,13	-19,37%	2,00%
NAVI INSTITUCIONAL FIC AÇÕES	R\$ 10.663.946,42	1,51%	D+32	8, I	R\$ -941.918,52	-8,12%	1,50%
CONSTÂNCIA FUNDAMENTO FI AÇÕES	R\$ 4.669.377,97	0,66%	D+15	8, I	R\$ -19.972,94	-0,43%	2,00%
ITAÚ DUNAMIS FIC AÇÕES	R\$ 7.873.701,11	1,12%	D+23	8, I	R\$ 219.971,74	2,87%	1,90%
CAIXA EXPERT VINCI VALOR DIVIDENDOS RPP...	R\$ 18.006.773,77	2,55%	D+32	8, I	R\$ -439.643,13	-2,38%	1,72%
4UM SMALL CAPS FI AÇÕES	R\$ 15.283.606,19	2,17%	D+20	8, I	R\$ 191.290,28	1,27%	2,00%
XP DIVIDENDOS FI AÇÕES	R\$ 4.816.986,63	0,68%	D+3	8, I	R\$ -337.036,55	-6,54%	3,00%
BB AÇÕES DIVIDENDOS MIDCAPS FIC FIA	R\$ 1.548.334,40	0,22%	D+3	8, I	R\$ -92.854,98	-5,66%	1,00%
FINACAP MAURITSSTAD FI AÇÕES	R\$ 6.036.283,00	0,86%	D+3	8, I	R\$ -528.474,57	-8,05%	2,00%
GUEPARDO VALOR INSTITUCIONAL FIC FIA	R\$ 1.517.095,82	0,21%	D+32	8, I	R\$ -124.093,56	-7,56%	1,90%
AXA WF FRAMLINGTON DIGITAL ECONOMY A...	R\$ 0,00	0,00%	D+6	9, II	R\$ 48.357,68	6,16%	0,80%
MS GLOBAL OPPORTUNITIES DÓLAR ADVISOR...	R\$ 0,00	0,00%	D+6	9, II	R\$ 654.090,08	6,73%	0,80%

CAIXA MULTIGESTOR GLOBAL EQUITIES INVE...	R\$ 0,00	0,00%	D+12	9, II	R\$ 65.376,58	3,72%	1,00%
BB NORDEA GLOBAL CLIMATE AND ENVIRON...	R\$ 0,00	0,00%	D+5	9, II	R\$ 10.968,58	2,18%	0,30%
MAG GLOBAL SUSTAINABLE INVESTIMENTO N...	R\$ 1.457.818,08	0,21%	D+4	9, II	R\$ 143.009,07	10,88%	0,70%
J CHINA EQUITY DÓLAR ADVISORY INVESTIME...	R\$ 568.332,64	0,08%	D+6	9, II	R\$ 111.598,80	24,43%	0,80%
J EMERGING MARKETS ADVISORY INVESTIME...	R\$ NaN	0,00%	D+6	9, II	R\$ -26.200,54	-3,28%	0,80%
JPM PACIFIC EQUITY CLASSE DE INV EM ACOE...	R\$ 815.817,73	0,12%	D+6	9, II	R\$ 42.155,98	5,45%	1,00%
CAIXA INSTITUCIONAL BDR NÍVEL I FI AÇÕES	R\$ 0,00	0,00%	D+3	9, III	R\$ -55.229,71	0,75%	0,70%
BB AÇÕES BOLSAS ASIÁTICAS EX JAPÃO BDR ...	R\$ 767.493,94	0,11%	D+2	9, III	R\$ 11.282,34	1,49%	0,85%
CAIXA ALOCAÇÃO MACRO FIC MULTIMERCAD...	R\$ 1.585.752,79	0,22%	D+3	10, I	R\$ 49.147,39	3,20%	0,50%
BB MULTIMERCADO LP JUROS E MOEDAS	R\$ 4.874.668,88	0,69%	D+1	10, I	R\$ 205.517,86	4,40%	0,50%
FP2 MULTIESTRATÉGIA FIP	R\$ 829.995,04	0,12%	VR	10, II	R\$ 294,99	0,04%	1,00%
TÍTULOS PÚBLICOS	R\$ 374.780.441,00	NaN%	-	7, I "a"	R\$ 16.863.819,83	4,60%	-
TÍTULOS PRIVADOS	R\$ 72.172.234,53	NaN%	-	7, IV	R\$ 3.353.176,60	4,62%	-
<b>Total investimentos</b>	<b>R\$ NaN</b>	<b>100.00%</b>			<b>R\$ 21.020.632,41</b>	<b>3,17%</b>	
Disponibilidade	R\$ 606.546,90	-			-	-	
<b>Total patrimônio</b>	<b>R\$ NaN</b>	<b>100.00%</b>			<b>-</b>	<b>-</b>	

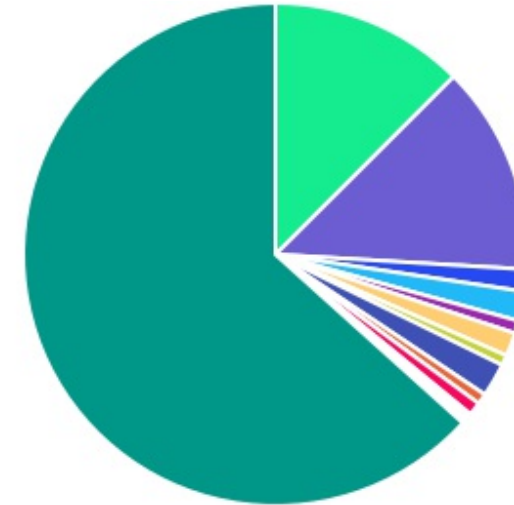
CLASSE	PERCENTUAL	VALOR	LEG.
Renda Fixa	87,66%	R\$ 618.826.774,92	
Renda Variável	10,79%	R\$ 76.197.515,86	
Estruturados	1,03%	R\$ 7.290.416,71	
Exterior	0,51%	R\$ 3.609.462,39	
<b>Total</b>	<b>100,00%</b>	<b>R\$ 705.924.169,88</b>	










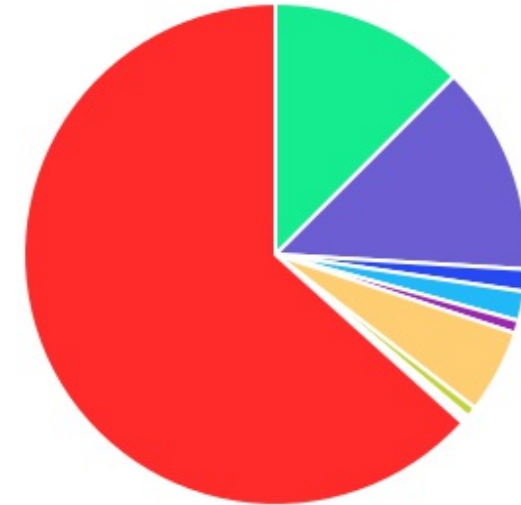
ENQUADRAMENTO	PERCENTUAL	VALOR LEG.	
Artigo 7º, Inciso I, Alínea " a "	53,09%	R\$ 374.780.441,00	
Artigo 7º, Inciso I, Alínea " b "	18,71%	R\$ 132.099.817,90	
Artigo 8º, Inciso I	10,79%	R\$ 76.197.515,86	
Artigo 7º, Inciso IV	10,22%	R\$ 72.172.234,53	
Artigo 7º, Inciso III, Alínea " a "	5,63%	R\$ 39.774.281,49	
Artigo 10, Inciso I	0,92%	R\$ 6.460.421,67	
Artigo 9º, Inciso II	0,40%	R\$ 2.841.968,45	
Artigo 10, Inciso II	0,12%	R\$ 829.995,04	
Artigo 9º, Inciso III	0,11%	R\$ 767.493,94	
<b>Total</b>	<b>100,00%</b>	<b>R\$ 705.924.169,88</b>	



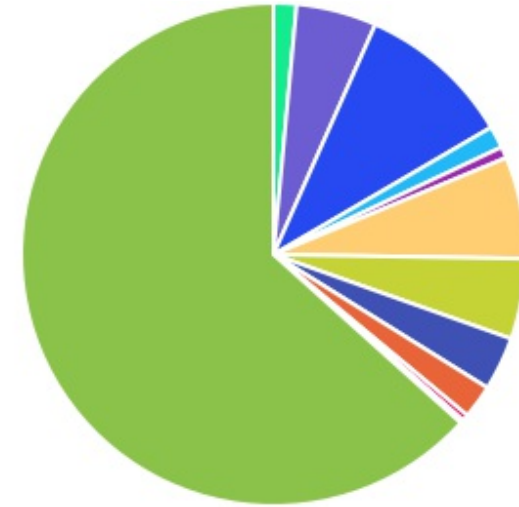
GESTOR	PERCENTUAL	VALOR LEG.	
TÍTULOS	63,31%	R\$ 446.952.675,53	
CAIXA DISTRIBUIDORA	13,46%	R\$ 94.983.488,65	
BB GESTAO	12,49%	R\$ 88.179.587,81	
4UM GESTÃO	2,17%	R\$ 15.283.606,19	
ITAU UNIBANCO	1,89%	R\$ 13.374.504,19	
NAVI CAPITAL	1,51%	R\$ 10.663.946,42	
PLURAL GESTÃO	1,42%	R\$ 9.993.243,63	
FINACAP INVESTIMENTOS	0,86%	R\$ 6.036.283,00	
ALASKA INVESTIMENTOS	0,82%	R\$ 5.781.410,55	
XP GESTÃO	0,68%	R\$ 4.816.986,63	
CONSTÂNCIA INVESTIMENTOS	0,66%	R\$ 4.669.377,97	
GUEPARDO INVESTIMENTOS	0,21%	R\$ 1.517.095,82	
MONGERAL AEGON	0,21%	R\$ 1.457.818,08	
XP ALLOCATION	0,20%	R\$ 1.384.150,37	
ARENA CAPITAL	0,12%	R\$ 829.995,04	
<b>Total</b>	<b>100,00%</b>	<b>R\$ 705.924.169,88</b>	



ADMINISTRADOR	PERCENTUAL	VALOR	LEG.
TÍTULOS	63,31%	R\$ 446.952.675,53	
CAIXA ECONOMICA	13,46%	R\$ 94.983.488,65	
BB GESTAO	12,49%	R\$ 88.179.587,81	
BEM - DISTRIBUIDORA	5,40%	R\$ 38.111.031,66	
ITAU UNIBANCO	1,89%	R\$ 13.374.504,19	
BRB DTVM	1,42%	R\$ 9.993.243,63	
BTG PACTUAL	0,82%	R\$ 5.781.410,55	
S3 CACEIS	0,68%	R\$ 4.816.986,63	
BANCO DAYCOVAL	0,21%	R\$ 1.517.095,82	
BANCO BNP PARIBAS	0,20%	R\$ 1.384.150,37	
BFL ADMINISTRADORA	0,12%	R\$ 829.995,04	
<b>Total</b>	<b>100,00%</b>	<b>R\$ 705.924.169,88</b>	



BENCHMARK	PERCENTUAL	VALOR	LEG.
TÍTULOS	63,31%	R\$ 446.952.675,53	
IRF-M	9,95%	R\$ 70.222.253,40	
CDI	6,55%	R\$ 46.234.703,16	
IBOVESPA	5,18%	R\$ 36.541.814,87	
IMA-B	5,15%	R\$ 36.325.579,38	
IDIV	3,45%	R\$ 24.372.094,80	
SMLL	2,17%	R\$ 15.283.606,19	
IRF-M 1	1,47%	R\$ 10.391.231,06	
SELIC	1,42%	R\$ 9.993.243,63	
IMA-B 5	0,73%	R\$ 5.167.510,43	
MSCI World	0,40%	R\$ 2.841.968,45	
IPCA	0,12%	R\$ 829.995,04	
GLOBAL BDRX	0,11%	R\$ 767.493,94	
<b>Total</b>	<b>100,00%</b>	<b>R\$ 705.924.169,88</b>	



LIQUIDEZ	PERCENTUAL	VALOR	LEG.
Acima 2 anos	58,71%	R\$ 414.457.974,21	
0 a 30 dias	31,47%	R\$ 222.172.272,75	
31 a 180 dias	5,10%	R\$ 35.969.226,56	
1 a 2 anos	4,60%	R\$ 32.494.701,32	
(vide regulamento)	0,12%	R\$ 829.995,04	
<b>Total</b>	<b>100,00%</b>	<b>R\$ 705.924.169,88</b>	



RENDA FIXA	RESOLUÇÃO(%)	CARTEIRA (R\$)	(%)	POLÍTICA DE INVESTIMENTO		
				Inferior(%)	Alvo(%)	Superior(%)
Títulos Tesouro Nacional - SELIC - 7, I "a"	100%	R\$ 374.780.441,00	53,09%	40,00%	50,00%	70,00%
FI Renda Fixa Referenciado 100% títulos TN - 7, I "b"	100%	R\$ 132.099.817,90	18,71%	0,00%	5,00%	30,00%
FI em Índices de Renda Fixa 100% títulos TN - 7, I "c"	100%	R\$ 0,00	0,00%	-	-	-
Operações Compromissadas - 7, II	5%	R\$ 0,00	0,00%	-	-	-
FI Renda Fixa - 7, III "a"	75%	R\$ 39.774.281,49	5,63%	-	5,00%	30,00%
FI de Índices Renda Fixa - 7, III "b"	75%	R\$ 0,00	0,00%	-	-	-
Ativos Bancários - 7, IV	20%	R\$ 72.172.234,53	10,22%	8,00%	10,00%	20,00%
FI Direitos Creditórios (FIDC) - sênior - 7, V "a"	15%	R\$ 0,00	0,00%	-	-	-
FI Renda Fixa "Crédito Privado" - 7, V "b"	15%	R\$ 0,00	0,00%	0,00%	5,00%	10,00%
FI Debêntures - 7, V "c"	15%	R\$ 0,00	0,00%	-	-	-
<b>Total Renda Fixa</b>		<b>R\$ 618.826.774,92</b>	<b>87,66%</b>			
RENDA VARIÁVEL	RESOLUÇÃO(%)	CARTEIRA (R\$)	(%)	Inferior(%)	Alvo(%)	Superior(%)
FI Ações - 8, I	45%	R\$ 76.197.515,86	10,79%	10,00%	15,00%	45,00%
FI de Índices Ações - 8, II	45%	R\$ 0,00	0,00%	-	-	-
<b>Total Renda Variável</b>		<b>R\$ 76.197.515,86</b>	<b>10,79%</b>			
INVESTIMENTOS NO EXTERIOR	RESOLUÇÃO(%)	CARTEIRA (R\$)	(%)	Inferior(%)	Alvo(%)	Superior(%)
FI Renda Fixa - Dívida Externa - 9, I	10%	R\$ 0,00	0,00%	-	-	-
FI Investimento no Exterior - 9, II	10%	R\$ 2.841.968,45	0,40%	0,00%	1,00%	10,00%
FI Ações - BDR Nível I - 9, III	10%	R\$ 767.493,94	0,11%	0,00%	1,00%	10,00%
<b>Total Investimentos no Exterior</b>		<b>R\$ 3.609.462,39</b>	<b>0,51%</b>			

FUNDOS ESTRUTURADOS	RESOLUÇÃO(%)	CARTEIRA (R\$)	(%)	POLÍTICA DE INVESTIMENTO		
				Inferior(%)	Alvo(%)	Superior(%)
FI Multimercado - aberto - 10, I	15%	R\$ 6.460.421,67	0,92%	0,00%	7,00%	10,00%
FI em Participações - 10, II	10%	R\$ 829.995,04	0,12%	0,00%	1,00%	3,00%
FI "Ações - Mercado de Acesso" - 10, III	10%	R\$ 0,00	0,00%	-	-	-
<b>Total Fundos Estruturados</b>		<b>R\$ 7.290.416,71</b>	<b>1,03%</b>			
FUNDOS IMOBILIÁRIOS	RESOLUÇÃO(%)	CARTEIRA (R\$)	(%)	Inferior(%)	Alvo(%)	Superior(%)
FI Imobiliário - 11	15%	R\$ 0,00	0,00%	-	-	-
<b>Total Fundos Imobiliários</b>		<b>R\$ 0,00</b>	<b>0,00%</b>			
EMPRÉSTIMOS CONSIGNADOS	RESOLUÇÃO(%)	CARTEIRA (R\$)	(%)	Inferior(%)	Alvo(%)	Superior(%)
Empréstimos Consignados - 12	10%	R\$ 0,00	0,00%	-	-	-
<b>Total Empréstimos Consignados</b>		<b>R\$ 0,00</b>	<b>0,00%</b>			
<b>Total Global</b>		<b>R\$ 705.924.169,88</b>	<b>100,00%</b>			

PERÍODO	SALDO ANTERIOR	SALDO FINAL	META	RENT.(R\$)	RENT.(%)	GAP
2024			IPCA + 5.13% a.a.			
Julho	R\$ 637.536.115,46	R\$ 668.353.957,19	0,80%	R\$ 6.900.842,64	1,08%	0,28p.p.
Agosto	R\$ 668.353.957,19	R\$ 686.612.096,28	0,40%	R\$ 10.616.496,18	1,64%	1,24p.p.
Setembro	R\$ 686.612.096,28	R\$ 693.112.569,03	0,86%	R\$ 258.568,67	-0,01%	-0,87p.p.
Outubro	R\$ 693.112.569,03	R\$ 706.749.526,31	0,98%	R\$ 3.621.399,69	0,51%	-0,47p.p.
Novembro	R\$ 706.749.526,31	R\$ 714.264.831,87	0,81%	R\$ 673.549,85	0,12%	-0,69p.p.
Dezembro	R\$ 714.264.831,87	R\$ 706.530.716,78	0,94%	R\$ -1.050.224,62	-0,19%	-1,13p.p.
Total	R\$ 714.264.831,87	R\$ 706.530.716,78	4,88%	R\$ 21.020.632,41	3,17%	-1,71p.p.

ATIVO	CNPJ	RENTABILIDADE		
		3º Trim. (%)	4º Tri. (%)	2º Semestre (%)
BB IRF-M 1 TP FIC RF...	11.328.882/0001-35	2,47%	2,05%	4,57%
BB FLUXO FIC RF PREVID	13.077.415/0001-05	1,94%	2,32%	4,30%
BB PERFIL FIC RF REF DI...	13.077.418/0001-49	2,73%	2,56%	5,36%
BB IDKA 2 TP FI RF...	13.322.205/0001-35	-	-	-
CAIXA BRASIL DISPONIBILIDADES...	14.508.643/0001-55	1,86%	2,41%	4,31%
CAIXA BRASIL GESTÃO ESTRATÉGICA FIC RF	23.215.097/0001-55	-	-	-
CAIXA BRASIL IMA-B 5 TP FI...	11.060.913/0001-10	0,29%	0,68%	0,97%
BRADESCO PODER PÚBLICO FIC RF CURTO...	13.397.466/0001-14	-	-	-
CAIXA INSTITUCIONAL BDR...	17.502.937/0001-68	0,75%	-	0,75%
CAIXA BRASIL TP FI RF LP	05.164.356/0001-84	-	-	-
CAIXA BRASIL IRF-M TP FI RF...	14.508.605/0001-00	2,30%	-2,03%	0,22%
BRADESCO IRF-M 1 TP FI RF	11.484.558/0001-06	-	-	-
SULAMÉRICA INFLATIE FI RF LP	09.326.708/0001-01	-	-	-
BB IMA-B TP FI RF	07.442.078/0001-05	1,84%	-3,26%	-1,48%
CAIXA EXPERT VINCI VALOR DIVIDENDOS RPPS...	15.154.441/0001-15	6,80%	-8,60%	-2,38%
BB TP VII FI RF PREVID	19.523.305/0001-06	-	-	-
BB TP IPCA FI RF PREVID	15.486.093/0001-83	-	-	-
BB TP IPCA VI FI RF...	19.523.306/0001-50	1,88%	-	1,88%
CAIXA BRASIL IPCA XVI FI RF...	21.918.896/0001-62	-	-	-
BRADESCO INSTITUCIONAL IMA-B...	08.702.798/0001-25	-	-	-
BRADESCO ALOCAÇÃO DINÂMICA FIC RF	28.515.874/0001-09	-	-	-

BB INFLAÇÃO FI...	14.091.645/0001-91	-	-	-
FP2 MULTIESTRATÉGIA FIP...	20.886.575/0001-60	-0,01%	0,04%	0,04%
BRADESCO MID SMALL CAPS FI AÇÕES	06.988.623/0001-09	-	-	-
XP INVESTOR FI AÇÕES	07.152.170/0001-30	-	-	-
NAVI INSTITUCIONAL FIC...	14.113.340/0001-33	4,87%	-12,38%	-8,12%
CAIXA ALOCAÇÃO MACRO...	08.070.841/0001-87	2,78%	0,41%	3,20%
BRADESCO VALUATION IBOVESPA FIC AÇÕES	11.675.309/0001-06	-	-	-
ALASKA BLACK INSTITUCIONAL...	26.673.556/0001-32	-2,57%	-17,24%	-19,37%
BB SMALL CAPS FIC AÇÕES	05.100.221/0001-55	-	-	-
ITAÚ DUNAMIS FIC AÇÕES	24.571.992/0001-75	12,08%	-8,21%	2,87%
AXA WF FRAMLINGTON DIGITAL ECONOMY ADVISORY...	35.002.482/0001-01	6,16%	-	6,16%
MS GLOBAL OPPORTUNITIES...	33.913.562/0001-85	6,73%	-	6,73%
BB ALOCAÇÃO ATIVA RETORNO TOTAL FIC...	35.292.588/0001-89	-	-	-
INDIE FIC AÇÕES	17.335.646/0001-22	-	-	-
MOAT CAPITAL ADVISORY FIC AÇÕES	35.354.967/0001-56	-	-	-
XP INVESTOR 30 FIC AÇÕES	26.718.169/0001-75	-	-	-
CONSTÂNCIA FUNDAMENTO FI AÇÕES	11.182.064/0001-77	6,25%	-6,29%	-0,43%
ITAÚ PRIVATE S&P500®...	26.269.692/0001-61	-	-	-
ITAÚ INSTITUCIONAL GLOBAL...	32.972.942/0001-28	2,77%	2,64%	5,49%
CAIXA BRASIL ESTRATÉGIA...	34.660.276/0001-18	-	-	-
CAIXA AÇÕES MULTIGESTOR FIC AÇÕES	30.068.224/0001-04	-	-	-
CAIXA MULTIGESTOR GLOBAL...	39.528.038/0001-77	3,72%	-	3,72%
SAFRA IMA INSTITUCIONAL...	30.659.168/0001-74	-	-	-

SANTANDER ATIVO FIC RENDA FIXA	26.507.132/0001-06	-	-	-
OCCAM FIC AÇÕES	11.628.883/0001-03	-	-	-
BB NORDEA GLOBAL CLIMATE AND ENVIRONMENT...	28.578.936/0001-13	2,18%	-	2,18%
MAG GLOBAL SUSTAINABLE...	38.001.966/0001-16	2,14%	8,55%	10,88%
4UM SMALL CAPS FI AÇÕES	09.550.197/0001-07	5,94%	-4,41%	1,27%
FINACAP MAURITSSTAD FI AÇÕES	05.964.067/0001-60	3,14%	-10,85%	-8,05%
BB MULTIMERCADO LP..	06.015.368/0001-00	2,42%	1,93%	4,40%
BB AÇÕES BOLSAS ASIÁTICAS EX JAPÃO...	39.272.865/0001-42	7,98%	-6,00%	1,49%
J CHINA EQUITY...	38.421.502/0001-69	12,57%	10,53%	24,43%
BB AÇÕES ENERGIA FI AÇÕES	02.020.528/0001-58	-	-	-
BTG PACTUAL S&P 500 BRL FI...	36.499.594/0001-74	-	-	-
ITAÚ SOBERANO RF SIMPLES FICFI	06.175.696/0001-73	-	-	-
GUEPARDO VALOR INSTITUCIONAL...	38.280.883/0001-03	2,95%	-10,21%	-7,56%
BB AÇÕES DIVIDENDOS MIDCAPS FIC FIA	14.213.331/0001-14	3,48%	-8,83%	-5,66%
ICATU VANGUARDA FI RF INFLAÇÃO CP...	19.719.727/0001-51	-	-	-
XP DIVIDENDOS FI AÇÕES	16.575.255/0001-12	11,19%	-15,95%	-6,54%
J EMERGING MARKETS...	37.985.879/0001-88	-3,28%	-	-3,28%
BRB BRASÍLIA AUTOMÁTICO FI RENDA FIXA...	37.406.920/0001-14	1,13%	1,11%	2,25%
JPM PACIFIC EQUITY CLASSE DE INV...	55.129.384/0001-39	12,54%	-6,30%	5,45%

TÍTULO	VENC.	COMPRA	QTD.	P.U.		MARCAÇÃO	VALOR COMPRA	VALOR ATUAL	RETORNO
				COMPRA	ATUAL				
NTN-B 2040	15/08/40	15/10/21	659	4.156,03	4.954,92	CURVA 5,01%	R\$ 2.738.825,23	R\$ 3.265.294,13	R\$ 147.649,62 ( 4,70% )
NTN-B 2035	15/05/35	28/10/21	38	4.018,18	4.641,28	CURVA 5,38%	R\$ 152.690,71	R\$ 176.368,63	R\$ 8.396,59 ( 4,88% )
NTN-B 2026	15/08/26	28/10/21	1182	3.838,78	4.526,23	CURVA 5,37%	R\$ 4.537.434,23	R\$ 5.350.004,34	R\$ 251.074,67 ( 4,88% )
NTN-B 2028	15/08/28	28/10/21	703	3.873,61	4.575,84	CURVA 5,37%	R\$ 2.723.147,40	R\$ 3.216.815,05	R\$ 150.950,70 ( 4,88% )
NTN-B 2030	15/08/30	28/10/21	465	3.900,37	4.617,82	CURVA 5,39%	R\$ 1.813.671,16	R\$ 2.147.286,22	R\$ 100.958,26 ( 4,89% )
NTN-B 2050	15/08/50	28/10/21	540	4.040,12	4.829,50	CURVA 5,45%	R\$ 2.181.666,73	R\$ 2.607.931,79	R\$ 123.309,04 ( 4,92% )
NTN-B 2045	15/05/45	28/10/21	454	4.069,21	4.726,86	CURVA 5,45%	R\$ 1.847.420,72	R\$ 2.145.992,21	R\$ 102.840,84 ( 4,92% )
NTN-B 2055	15/05/55	28/10/21	1414	4.108,32	4.785,50	CURVA 5,46%	R\$ 5.809.164,48	R\$ 6.766.697,80	R\$ 324.517,14 ( 4,93% )
NTN-B 2028	15/08/28	26/11/21	124	3.978,09	4.605,44	CURVA 5,16%	R\$ 493.282,59	R\$ 571.074,64	R\$ 26.236,80 ( 4,77% )
NTN-B 2030	15/08/30	26/11/21	82	4.021,18	4.665,93	CURVA 5,16%	R\$ 329.736,78	R\$ 382.606,50	R\$ 17.576,26 ( 4,77% )
NTN-B 2026	15/08/26	26/11/21	209			CURVA	R\$ 822.871,26	R\$ 949.439,47	R\$ 43.445,63 ( 4,75% )

				3.937,18	4.542,77	5,12%			
NTN-B 2035	15/05/35	26/11/21	6	4.050,42	4.718,27	CURVA 5,16%	R\$ 24.302,52	R\$ 28.309,62	R\$ 1.317,82 ( 4,77% )
NTN-B 2045	15/05/45	26/11/21	74	4.104,52	4.815,73	CURVA 5,29%	R\$ 303.734,68	R\$ 356.364,28	R\$ 16.801,99 ( 4,84% )
NTN-B 2050	15/08/50	26/11/21	86	4.180,32	4.914,62	CURVA 5,32%	R\$ 359.507,71	R\$ 422.657,15	R\$ 19.715,58 ( 4,85% )
NTN-B 2055	15/05/55	26/11/21	231	4.150,18	4.884,71	CURVA 5,32%	R\$ 958.692,57	R\$ 1.128.366,92	R\$ 53.318,56 ( 4,85% )
NTN-B 2026	15/08/26	23/12/21	500	3.992,54	4.547,42	CURVA 5,05%	R\$ 1.996.271,00	R\$ 2.273.711,22	R\$ 103.297,76 ( 4,72% )
NTN-B 2050	15/08/50	23/12/21	206	4.225,35	4.911,42	CURVA 5,32%	R\$ 870.422,84	R\$ 1.011.753,45	R\$ 47.219,16 ( 4,86% )
NTN-B 2030	15/08/30	23/12/21	195	4.087,92	4.682,82	CURVA 5,03%	R\$ 797.144,13	R\$ 913.150,22	R\$ 41.604,95 ( 4,73% )
NTN-B 2055	15/05/55	23/12/21	552	4.207,13	4.895,15	CURVA 5,30%	R\$ 2.322.336,29	R\$ 2.702.122,77	R\$ 127.487,40 ( 4,84% )
NTN-B 2028	15/08/28	23/12/21	296	4.044,35	4.619,63	CURVA 5,06%	R\$ 1.197.127,21	R\$ 1.367.409,64	R\$ 62.180,23 ( 4,72% )
NTN-B 2035	15/05/35	23/12/21	14	4.103,83	4.725,35	CURVA 5,14%	R\$ 57.453,68	R\$ 66.154,91	R\$ 3.073,14 ( 4,76% )
NTN-B 2045	15/05/45	23/12/21	178	4.146,27	4.810,11	CURVA	R\$ 738.035,97	R\$ 856.198,77	R\$ 40.409,36 ( 4,84% )

						5,30%				
NTN-B 2050	15/08/50	21/02/22	728	3.973,37	4.659,37	CURVA 5,73%	R\$ 2.892.613,16	R\$ 3.392.021,68	R\$ 164.853,48 ( 5,06% )	
NTN-B 2035	15/05/35	21/02/22	53	4.010,34	4.552,07	CURVA 5,64%	R\$ 212.547,98	R\$ 241.259,60	R\$ 11.788,12 ( 5,02% )	
NTN-B 2040	15/08/40	21/02/22	12	3.965,70	4.639,53	CURVA 5,68%	R\$ 47.588,38	R\$ 55.674,30	R\$ 2.692,94 ( 5,04% )	
NTN-B 2055	15/05/55	21/02/22	1932	4.056,49	4.627,43	CURVA 5,70%	R\$ 7.837.142,22	R\$ 8.940.188,31	R\$ 439.201,81 ( 5,05% )	
NTN-B 2045	15/05/45	21/02/22	622	4.021,96	4.581,59	CURVA 5,72%	R\$ 2.501.660,55	R\$ 2.849.751,88	R\$ 140.295,38 ( 5,06% )	
NTN-B 2035	15/05/35	24/03/22	33	4.069,81	4.549,03	CURVA 5,65%	R\$ 134.303,69	R\$ 150.118,07	R\$ 7.341,38 ( 5,02% )	
NTN-B 2055	15/05/55	24/03/22	1263	4.080,27	4.583,68	CURVA 5,77%	R\$ 5.153.381,55	R\$ 5.789.185,73	R\$ 286.341,49 ( 5,08% )	
NTN-B 2050	15/08/50	24/03/22	506	4.014,61	4.636,49	CURVA 5,77%	R\$ 2.031.391,17	R\$ 2.346.061,48	R\$ 114.448,68 ( 5,08% )	
NTN-B 2040	15/08/40	24/03/22	235	4.028,21	4.639,98	CURVA 5,68%	R\$ 946.630,27	R\$ 1.090.394,58	R\$ 52.736,98 ( 5,04% )	
NTN-B 2045	15/05/45	24/03/22	403	4.060,96	4.556,02	CURVA 5,77%	R\$ 1.636.565,75	R\$ 1.836.074,43	R\$ 90.825,32 ( 5,08% )	
NTN-B 2045	15/05/45	25/05/22	322	4.061,71	4.530,13	CURVA 5,82%	R\$ 1.307.871,71	R\$ 1.458.701,91	R\$ 72.510,74 ( 5,11% )	

NTN-B 2040	15/08/40	25/05/22	179	4.151,53	4.622,06	CURVA 5,72%	R\$ 743.124,62	R\$ 827.349,05	R\$ 40.169,52 ( 5,06% )
NTN-B 2050	15/08/50	25/05/22	377	4.123,05	4.601,61	CURVA 5,83%	R\$ 1.554.388,19	R\$ 1.734.807,37	R\$ 85.116,74 ( 5,11% )
NTN-B 2055	15/05/55	25/05/22	1010	4.071,71	4.546,16	CURVA 5,83%	R\$ 4.112.422,86	R\$ 4.591.620,67	R\$ 228.439,93 ( 5,11% )
NTN-B 2035	15/05/35	27/05/22	28	4.075,60	4.525,51	CURVA 5,72%	R\$ 114.116,92	R\$ 126.714,18	R\$ 6.239,20 ( 5,06% )
NTN-B 2055	15/05/55	30/06/22	1118	4.003,01	4.418,61	CURVA 6,04%	R\$ 4.475.370,70	R\$ 4.940.008,28	R\$ 250.794,86 ( 5,22% )
NTN-B 2045	15/05/45	30/06/22	355	4.009,85	4.424,19	CURVA 6,03%	R\$ 1.423.495,38	R\$ 1.570.586,57	R\$ 79.653,37 ( 5,21% )
NTN-B 2050	15/08/50	30/06/22	424	4.060,70	4.481,57	CURVA 6,04%	R\$ 1.721.735,80	R\$ 1.900.187,39	R\$ 95.112,02 ( 5,22% )
NTN-B 2035	15/05/35	30/06/22	29	4.052,60	4.462,13	CURVA 5,91%	R\$ 117.525,37	R\$ 129.401,84	R\$ 6.489,84 ( 5,15% )
NTN-B 2040	15/08/40	30/06/22	192	4.101,86	4.520,91	CURVA 5,95%	R\$ 787.556,41	R\$ 868.013,76	R\$ 43.075,20 ( 5,18% )
NTN-B 2060	15/08/60	30/08/22	3751	3.996,35	4.519,48	CURVA 5,98%	R\$ 14.990.290,71	R\$ 16.952.566,90	R\$ 843.730,16 ( 5,19% )
NTN-B 2050	15/08/50	30/08/22	990	3.999,67	4.521,23	CURVA 5,97%	R\$ 3.959.674,77	R\$ 4.476.017,30	R\$ 222.559,69 ( 5,19% )
						CURVA			

NTN-B 2040	15/08/40	30/08/22	1635	4.037,09	4.555,30	5,87%	R\$ 6.600.647,99	R\$ 7.447.917,00	R\$ 366.868,29 ( 5,14% )
NTN-B 2035	15/05/35	30/08/22	694	4.088,27	4.478,61	CURVA 5,86%	R\$ 2.837.258,65	R\$ 3.108.154,40	R\$ 155.137,24 ( 5,13% )
NTN-B 2045	15/05/45	30/08/22	1627	4.056,57	4.453,22	CURVA 5,97%	R\$ 6.600.042,27	R\$ 7.245.393,72	R\$ 365.430,50 ( 5,18% )
NTN-B 2040	15/08/40	14/10/22	188	4.094,17	4.604,24	CURVA 5,76%	R\$ 769.703,43	R\$ 865.597,70	R\$ 42.188,42 ( 5,08% )
NTN-B 2055	15/05/55	14/10/22	171	4.143,97	4.539,96	CURVA 5,84%	R\$ 708.618,04	R\$ 776.332,53	R\$ 38.661,82 ( 5,12% )
NTN-B 2050	15/08/50	14/10/22	207	4.078,87	4.595,84	CURVA 5,84%	R\$ 844.326,64	R\$ 951.338,51	R\$ 46.721,09 ( 5,12% )
NTN-B 2035	15/05/35	14/10/22	63	4.113,39	4.493,84	CURVA 5,82%	R\$ 259.143,69	R\$ 283.111,87	R\$ 14.068,86 ( 5,11% )
NTN-B 2060	15/08/60	14/10/22	283	4.089,31	4.610,47	CURVA 5,84%	R\$ 1.157.273,53	R\$ 1.304.763,62	R\$ 64.076,06 ( 5,12% )
NTN-B 2045	15/05/45	14/10/22	233	4.132,02	4.522,41	CURVA 5,84%	R\$ 962.760,84	R\$ 1.053.720,42	R\$ 52.455,66 ( 5,12% )
NTN-B 2045	15/05/45	08/12/22	677	3.933,63	4.358,63	CURVA 6,16%	R\$ 2.663.067,94	R\$ 2.950.791,59	R\$ 151.537,78 ( 5,28% )
NTN-B 2035	15/05/35	08/12/22	153	3.973,93	4.400,25	CURVA 6,10%	R\$ 608.011,92	R\$ 673.237,49	R\$ 34.375,14 ( 5,25% )
NTN-B 2060	15/08/60	08/12/22	769	3.983,16	4.413,72	CURVA	R\$ 3.063.053,18	R\$ 3.394.148,01	R\$ 171.619,17 ( 5,28% )

NTN-B 2050	15/08/50	08/12/22	145	3.993,73	4.424,99	6,15% CURVA 6,15%	R\$ 579.090,15	R\$ 641.624,23	R\$ 32.424,34 ( 5,27% )
NTN-B 2040	15/08/40	13/12/22	348	3.955,82	4.385,26	6,27% CURVA 6,27%	R\$ 1.376.627,06	R\$ 1.526.072,06	R\$ 78.005,70 ( 5,34% )
NTN-B 2045	15/05/45	29/12/22	310	3.932,81	4.335,32	6,21% CURVA 6,21%	R\$ 1.219.171,42	R\$ 1.343.948,53	R\$ 69.328,95 ( 5,31% )
NTN-B 2050	15/08/50	29/12/22	262	3.967,40	4.373,79	6,24% CURVA 6,24%	R\$ 1.039.459,88	R\$ 1.145.932,72	R\$ 58.416,25 ( 5,32% )
NTN-B 2060	15/08/60	29/12/22	1150	3.977,39	4.384,01	6,20% CURVA 6,20%	R\$ 4.573.998,49	R\$ 5.041.606,40	R\$ 256.072,76 ( 5,30% )
NTN-B 2040	15/08/40	29/12/22	554	4.009,15	4.418,63	6,19% CURVA 6,19%	R\$ 2.221.068,14	R\$ 2.447.923,23	R\$ 124.217,25 ( 5,30% )
NTN-B 2035	15/05/35	29/12/22	236	3.985,77	4.390,90	6,13% CURVA 6,13%	R\$ 940.640,96	R\$ 1.036.251,70	R\$ 53.053,40 ( 5,26% )
NTN-B 2055	15/05/55	07/02/23	640	3.812,27	4.142,31	6,53% CURVA 6,53%	R\$ 2.439.850,43	R\$ 2.651.080,20	R\$ 140.867,07 ( 5,47% )
NTN-B 2035	15/05/35	07/02/23	84	3.915,50	4.264,62	6,53% CURVA 6,53%	R\$ 328.902,39	R\$ 358.227,89	R\$ 19.022,20 ( 5,47% )
NTN-B 2040	15/08/40	07/02/23	247	3.815,69	4.275,23	6,54% CURVA 6,54%	R\$ 942.475,82	R\$ 1.055.982,68	R\$ 55.298,24 ( 5,47% )
NTN-B 2045	15/05/45	07/02/23	313	3.847,92	4.184,46	6,53% CURVA 6,53%	R\$ 1.204.397,83	R\$ 1.309.735,98	R\$ 69.577,71 ( 5,47% )

NTN-B 2050	15/08/50	07/02/23	270	3.767,17	4.218,03	CURVA 6,54%	R\$ 1.017.136,01	R\$ 1.138.868,44	R\$ 59.644,82 ( 5,47% )
NTN-B 2040	15/08/40	03/03/23	511	3.870,46	4.299,35	CURVA 6,48%	R\$ 1.977.806,60	R\$ 2.196.966,36	R\$ 114.438,36 ( 5,44% )
NTN-B 2045	15/05/45	03/03/23	473	3.901,44	4.201,97	CURVA 6,49%	R\$ 1.845.382,71	R\$ 1.987.530,50	R\$ 105.220,74 ( 5,45% )
NTN-B 2035	15/05/35	03/03/23	175	3.988,17	4.298,86	CURVA 6,42%	R\$ 697.929,13	R\$ 752.300,53	R\$ 39.554,59 ( 5,41% )
NTN-B 2060	15/08/60	03/03/23	1176	3.797,45	4.214,93	CURVA 6,49%	R\$ 4.465.797,52	R\$ 4.956.762,69	R\$ 258.457,97 ( 5,45% )
NTN-B 2050	15/08/50	03/03/23	529	3.816,99	4.238,29	CURVA 6,50%	R\$ 2.019.186,23	R\$ 2.242.057,16	R\$ 117.004,58 ( 5,45% )
NTN-B 2045	15/05/45	04/04/23	274	4.074,93	4.322,77	CURVA 6,24%	R\$ 1.116.530,43	R\$ 1.184.438,31	R\$ 61.248,94 ( 5,32% )
NTN-B 2050	15/08/50	05/04/23	254	4.027,06	4.395,24	CURVA 6,20%	R\$ 1.022.874,37	R\$ 1.116.389,81	R\$ 56.701,83 ( 5,30% )
NTN-B 2040	15/08/40	06/04/23	232	4.084,37	4.452,36	CURVA 6,11%	R\$ 947.573,35	R\$ 1.032.947,23	R\$ 52.030,48 ( 5,26% )
NTN-B 2060	15/08/60	11/04/23	146	4.029,55	4.393,06	CURVA 6,19%	R\$ 588.313,93	R\$ 641.387,35	R\$ 32.532,50 ( 5,29% )
NTN-B 2035	15/05/35	13/04/23	80	4.170,65	4.407,03	CURVA 6,08%	R\$ 333.651,64	R\$ 352.562,15	R\$ 17.966,28 ( 5,24% )
						CURVA			

NTN-B 2040	15/08/40	27/04/23	741	4.173,76	4.516,58	5,96%	R\$ 3.092.759,50	R\$ 3.346.785,57	R\$ 166.243,75 ( 5,18% )
NTN-B 2045	15/05/45	27/04/23	890	4.215,00	4.433,67	CURVA 6,01%	R\$ 3.751.347,18	R\$ 3.945.963,75	R\$ 199.758,40 ( 5,20% )
NTN-B 2050	15/08/50	27/04/23	811	4.153,77	4.499,38	CURVA 6,01%	R\$ 3.368.708,95	R\$ 3.648.996,82	R\$ 182.101,57 ( 5,21% )
NTN-B 2060	15/08/60	27/04/23	1340	4.169,04	4.516,94	CURVA 5,99%	R\$ 5.586.512,41	R\$ 6.052.698,83	R\$ 301.353,49 ( 5,19% )
NTN-B 2060	15/08/60	06/06/23	2599	4.417,62	4.720,91	CURVA 5,68%	R\$ 11.481.381,60	R\$ 12.269.636,64	R\$ 593.068,27 ( 5,04% )
NTN-B 2050	15/08/50	06/06/23	194	4.382,99	4.680,65	CURVA 5,70%	R\$ 850.300,09	R\$ 908.046,14	R\$ 43.977,98 ( 5,05% )
NTN-B 2040	15/08/40	06/06/23	837	4.384,68	4.673,37	CURVA 5,61%	R\$ 3.669.976,39	R\$ 3.911.612,96	R\$ 187.830,37 ( 5,00% )
NTN-B 2045	15/05/45	06/06/23	415	4.314,09	4.603,95	CURVA 5,68%	R\$ 1.790.346,18	R\$ 1.910.638,90	R\$ 93.671,17 ( 5,04% )
NTN-B 2035	15/05/35	20/07/23	320	4.426,26	4.674,32	CURVA 5,29%	R\$ 1.416.403,04	R\$ 1.495.783,88	R\$ 70.528,77 ( 4,84% )
NTN-B 2040	15/08/40	20/07/23	142	4.490,47	4.754,16	CURVA 5,43%	R\$ 637.646,27	R\$ 675.090,40	R\$ 31.859,89 ( 4,91% )
NTN-B 2045	15/05/45	20/07/23	146	4.422,14	4.688,71	CURVA 5,52%	R\$ 645.632,18	R\$ 684.551,45	R\$ 33.037,00 ( 4,96% )
NTN-B 2050	15/08/50	20/07/23	118	4.489,91	4.764,84	CURVA	R\$ 529.808,87	R\$ 562.251,04	R\$ 26.861,65 ( 4,98% )

						5,56%				
NTN-B 2060	15/08/60	20/07/23	281	4.525,76	4.807,38	CURVA 5,55%	R\$ 1.271.737,19	R\$ 1.350.874,15	R\$ 64.504,66 ( 4,97% )	
NTN-B 2045	15/05/45	04/08/23	189	4.531,12	4.787,70	CURVA 5,34%	R\$ 856.381,82	R\$ 904.875,81	R\$ 42.882,12 ( 4,86% )	
NTN-B 2035	15/05/35	04/08/23	389	4.494,75	4.728,89	CURVA 5,13%	R\$ 1.748.456,03	R\$ 1.839.540,11	R\$ 85.364,46 ( 4,76% )	
NTN-B 2040	15/08/40	04/08/23	178	4.587,05	4.838,79	CURVA 5,25%	R\$ 816.494,09	R\$ 861.305,39	R\$ 39.919,78 ( 4,82% )	
NTN-B 2060	15/08/60	04/08/23	378	4.647,74	4.922,28	CURVA 5,39%	R\$ 1.756.846,07	R\$ 1.860.620,77	R\$ 87.442,75 ( 4,89% )	
NTN-B 2050	15/08/50	04/08/23	134	4.594,92	4.860,76	CURVA 5,40%	R\$ 615.719,24	R\$ 651.342,21	R\$ 30.643,72 ( 4,90% )	
NTN-B 2040	15/08/40	08/08/23	132	4.570,31	4.819,81	CURVA 5,29%	R\$ 603.280,63	R\$ 636.214,76	R\$ 29.607,05 ( 4,84% )	
NTN-B 2050	15/08/50	08/08/23	99	4.582,05	4.845,09	CURVA 5,42%	R\$ 453.622,54	R\$ 479.664,26	R\$ 22.622,91 ( 4,91% )	
NTN-B 2035	15/05/35	08/08/23	289	4.474,79	4.707,67	CURVA 5,19%	R\$ 1.293.213,08	R\$ 1.360.517,25	R\$ 63.528,60 ( 4,79% )	
NTN-B 2045	15/05/45	08/08/23	140	4.511,28	4.765,17	CURVA 5,38%	R\$ 631.579,10	R\$ 667.124,18	R\$ 31.746,06 ( 4,89% )	
NTN-B 2060	15/08/60	08/08/23	280	4.636,12	4.907,69	CURVA 5,41%	R\$ 1.298.112,90	R\$ 1.374.152,38	R\$ 64.709,36 ( 4,90% )	

NTN-B 2060	15/08/60	29/08/23	697	4.454,29	4.821,62	CURVA 5,53%	R\$ 3.104.638,54	R\$ 3.360.672,52	R\$ 160.154,01 ( 4,96% )
NTN-B 2035	15/05/35	29/08/23	608	4.454,21	4.667,17	CURVA 5,30%	R\$ 2.708.159,17	R\$ 2.837.636,66	R\$ 134.078,99 ( 4,85% )
NTN-B 2045	15/05/45	29/08/23	356	4.463,88	4.694,13	CURVA 5,51%	R\$ 1.589.141,28	R\$ 1.671.110,45	R\$ 80.566,91 ( 4,95% )
NTN-B 2050	15/08/50	29/08/23	262	4.410,47	4.770,94	CURVA 5,54%	R\$ 1.155.542,92	R\$ 1.249.986,59	R\$ 59.660,48 ( 4,97% )
NTN-B 2040	15/08/40	29/08/23	335	4.420,79	4.770,45	CURVA 5,39%	R\$ 1.480.962,98	R\$ 1.598.102,18	R\$ 75.157,58 ( 4,89% )
NTN-B 2060	15/08/60	27/09/23	1406	4.274,10	4.600,65	CURVA 5,85%	R\$ 6.009.381,47	R\$ 6.468.508,27	R\$ 318.116,54 ( 5,13% )
NTN-B 2060	15/08/60	25/10/23	1098	4.191,47	4.485,42	CURVA 6,04%	R\$ 4.602.237,61	R\$ 4.924.992,42	R\$ 246.354,05 ( 5,22% )
NTN-B 2035	15/05/35	17/11/23	575	4.294,60	4.555,75	CURVA 5,63%	R\$ 2.469.393,58	R\$ 2.619.555,30	R\$ 127.857,23 ( 5,01% )
NTN-B 2035	15/05/35	30/11/23	1390	4.315,14	4.562,17	CURVA 5,61%	R\$ 5.998.039,34	R\$ 6.341.423,02	R\$ 308.937,74 ( 5,00% )
NTN-B 2045	15/05/45	28/12/23	855	4.485,29	4.705,01	CURVA 5,49%	R\$ 3.834.924,05	R\$ 4.022.779,31	R\$ 193.560,57 ( 4,94% )
NTN-B 2050	15/08/50	28/12/23	839	4.574,95	4.801,01	CURVA 5,50%	R\$ 3.838.381,85	R\$ 4.028.045,27	R\$ 191.324,39 ( 4,95% )
						CURVA			

NTN-B 2040	15/08/40	28/12/23	844	4.548,84	4.767,66	5,40%	R\$ 3.839.219,75	R\$ 4.023.901,30	R\$ 189.357,64 ( 4,90% )
						CURVA			
NTN-B 2060	15/08/60	26/01/24	1261	4.518,36	4.697,11	5,71%	R\$ 5.697.646,27	R\$ 5.923.060,01	R\$ 287.267,66 ( 5,05% )
						CURVA			
NTN-B 2045	15/05/45	27/02/24	1532	4.444,78	4.574,26	5,74%	R\$ 6.809.410,26	R\$ 7.007.773,24	R\$ 345.469,24 ( 5,06% )
						CURVA			
NTN-B 2035	15/05/35	27/02/24	870	4.422,83	4.547,35	5,66%	R\$ 3.847.861,72	R\$ 3.956.192,65	R\$ 193.567,41 ( 5,02% )
						CURVA			
NTN-B 2050	15/08/50	06/05/24	1439	4.243,29	4.409,54	6,17%	R\$ 6.106.096,67	R\$ 6.345.322,34	R\$ 321.501,79 ( 5,29% )
						CURVA			
NTN-B 2050	15/08/50	04/06/24	529	4.274,79	4.403,86	6,18%	R\$ 2.261.362,73	R\$ 2.329.644,08	R\$ 118.152,12 ( 5,29% )
						CURVA			
NTN-B 2040	15/08/40	04/06/24	1226	4.304,50	4.434,61	6,15%	R\$ 5.277.318,33	R\$ 5.436.826,81	R\$ 274.919,06 ( 5,28% )
						CURVA			
NTN-B 2060	15/08/60	24/06/24	1313	4.189,83	4.289,32	6,36%	R\$ 5.501.246,12	R\$ 5.631.881,79	R\$ 290.253,74 ( 5,38% )
						CURVA			
NTN-B 2045	15/05/45	26/06/24	478	4.179,59	4.276,40	6,33%	R\$ 1.997.842,09	R\$ 2.044.121,48	R\$ 106.657,88 ( 5,37% )
						CURVA			
NTN-B 2050	15/08/50	05/07/24	237	4.150,23	4.237,28	6,50%	R\$ 983.605,67	R\$ 1.004.234,32	R\$ 50.864,90 ( 5,29% )
						CURVA			
NTN-B 2040	15/08/40	05/07/24	543	4.233,84	4.323,65	6,42%	R\$ 2.298.977,34	R\$ 2.347.741,56	R\$ 118.039,68 ( 5,25% )
						CURVA			

NTN-B 2045	15/05/45	30/07/24	782	4.215,23	4.276,88	CURVA 6,33%	R\$ 3.296.312,57	R\$ 3.344.519,00	R\$ 148.953,24 ( 4,55% )
NTN-B 2060	15/08/60	30/07/24	776	4.248,80	4.309,73	CURVA 6,33%	R\$ 3.297.068,69	R\$ 3.344.354,15	R\$ 146.286,86 ( 4,55% )
NTN-B 2060	15/08/60	03/09/24	954	4.190,58	4.344,52	CURVA 6,27%	R\$ 3.997.816,74	R\$ 4.144.673,11	R\$ NaN ( NaN% )
NTN-B 2050	15/08/50	03/09/24	951	4.205,45	4.359,94	CURVA 6,27%	R\$ 3.999.384,24	R\$ 4.146.299,01	R\$ NaN ( NaN% )
NTN-B 2026	15/08/26	30/09/24	5388	4.306,02	4.439,78	CURVA 6,70%	R\$ 23.200.858,53	R\$ 23.921.546,29	R\$ NaN ( NaN% )
NTN-B 2060	15/08/60	03/10/24	833	4.139,85	4.259,59	CURVA 6,41%	R\$ 3.448.493,18	R\$ 3.548.235,34	R\$ NaN ( NaN% )
NTN-B 2040	15/08/40	03/10/24	816	4.229,67	4.351,43	CURVA 6,00%	R\$ 3.451.410,84	R\$ 3.550.766,96	R\$ NaN ( NaN% )
NTN-B 2050	15/08/50	24/10/24	730	4.042,78	4.133,61	CURVA 6,71%	R\$ 2.951.231,78	R\$ 3.017.538,25	R\$ NaN ( NaN% )
NTN-B 2055	15/05/55	24/10/24	721	4.094,29	4.055,51	CURVA 6,00%	R\$ 2.951.983,11	R\$ 2.924.025,33	R\$ NaN ( NaN% )
NTN-B 2045	15/05/45	29/11/24	878	4.001,81	4.044,91	CURVA 6,84%	R\$ 3.513.590,70	R\$ 3.551.431,89	R\$ NaN ( NaN% )
NTN-B 2060	15/08/60	23/12/24	3002	3.830,41	3.840,02	CURVA 7,21%	R\$ 11.498.896,55	R\$ 11.527.734,43	R\$ NaN ( NaN% )

Total Públicos							R\$ 346.932.812,66	R\$ 374.780.441,00	R\$ NaN ( NaN% )
LF BRADESCO IPCA	07/04/25	06/04/22	5000	1.000,00	1.327,35	CURVA 5,88%	R\$ 5.000.000,00	R\$ 6.636.746,83	R\$ 319.283,71 ( 5,05% )
LF BRADESCO IPCA	06/04/26	06/04/22	10000	1.000,00	1.336,68	CURVA 6,16%	R\$ 10.000.000,00	R\$ 13.366.751,11	R\$ 659.895,53 ( 5,19% )
LF BTG PACTUAL IPCA	26/05/25	24/05/22	95	52.578,95	68.572,94	CURVA 6,46%	R\$ 4.995.000,25	R\$ 6.514.429,56	R\$ 328.494,26 ( 5,31% )
LF SAFRA IPCA	25/05/26	24/05/22	100	50.000,00	65.049,01	CURVA 6,37%	R\$ 5.000.000,00	R\$ 6.504.900,86	R\$ 326.795,28 ( 5,29% )
LF SAFRA IPCA	10/04/29	09/04/24	240	50.000,00	53.775,51	CURVA 6,20%	R\$ 12.000.000,00	R\$ 12.906.121,20	R\$ 638.306,16 ( 5,20% )
LF BTG PACTUAL IPCA	08/05/28	06/05/24	1	6.107.161,61	6.544.098,13	CURVA 6,54%	R\$ 6.107.161,61	R\$ 6.544.098,13	R\$ 334.028,20 ( 5,38% )
LF BTG PACTUAL IPCA	04/06/29	04/06/24	1	7.542.962,26	8.020.347,83	CURVA 6,69%	R\$ 7.542.962,26	R\$ 8.020.347,83	R\$ 413.906,01 ( 5,44% )
LF SANTANDER IPCA	03/09/26	02/09/24	1	6.418.222,45	6.625.600,75	CURVA 6,86%	R\$ 6.418.222,45	R\$ 6.625.600,75	R\$ NaN ( NaN% )
LF SANTANDER IPCA	30/11/26	28/11/24	1	5.000.000,00	5.053.238,26	CURVA 7,32%	R\$ 5.000.000,00	R\$ 5.053.238,26	R\$ NaN ( NaN% )
Total Privados							R\$ 62.063.346,57	R\$ 72.172.234,53	R\$ NaN ( NaN% )
Total Global							R\$ 408.996.159,23	R\$ 446.952.675,53	R\$ NaN ( NaN% )